



CORK & VINE

Wellington • Prince Edward County

A MASTER-PLANNED COMMUNITY



ONE OF THE LARGEST +++ MASTER-PLANNED DEVELOPMENTS IN THE HISTORY OF **PRINCE EDWARD COUNTY**



PRINCE EDWARD COUNTY (PEC) IS ONE OF CANADA'S PREMIER LIFESTYLE DESTINATIONS KNOWN FOR ITS **FERTILE WINE INDUSTRY, ARTS AND CRAFTS CULTURE, ENDLESS HIKING, BIKING AND WALKING TRAILS, EXCEPTIONAL BEACHES AND FIVE-STAR FOODIE SCENE.**

It is here in PEC's coastal town of Wellington, that Cork & Vine - a master-planned community - is about to grow roots.

Cork & Vine will double Wellington's population while transforming PEC into a place where residents can live, work and play every day.

PEC POPULATION

25,704

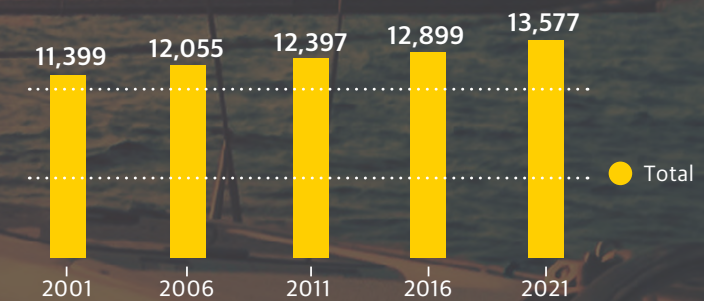
2022 Statistics Canada census

WELLINGTON POPULATION

1,932

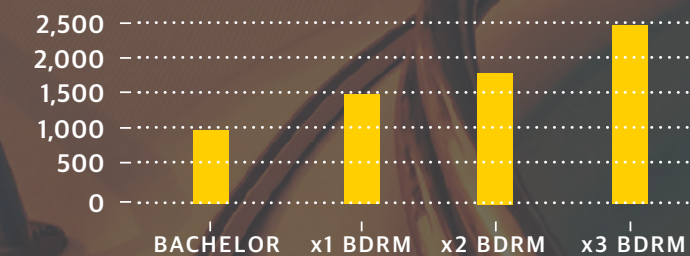
2016 Census data

TOTAL PRIVATE DWELLINGS IN PEC:



Statistics Canada census. Updated February 2022

PEC AVERAGE RENTS—MARCH 2021

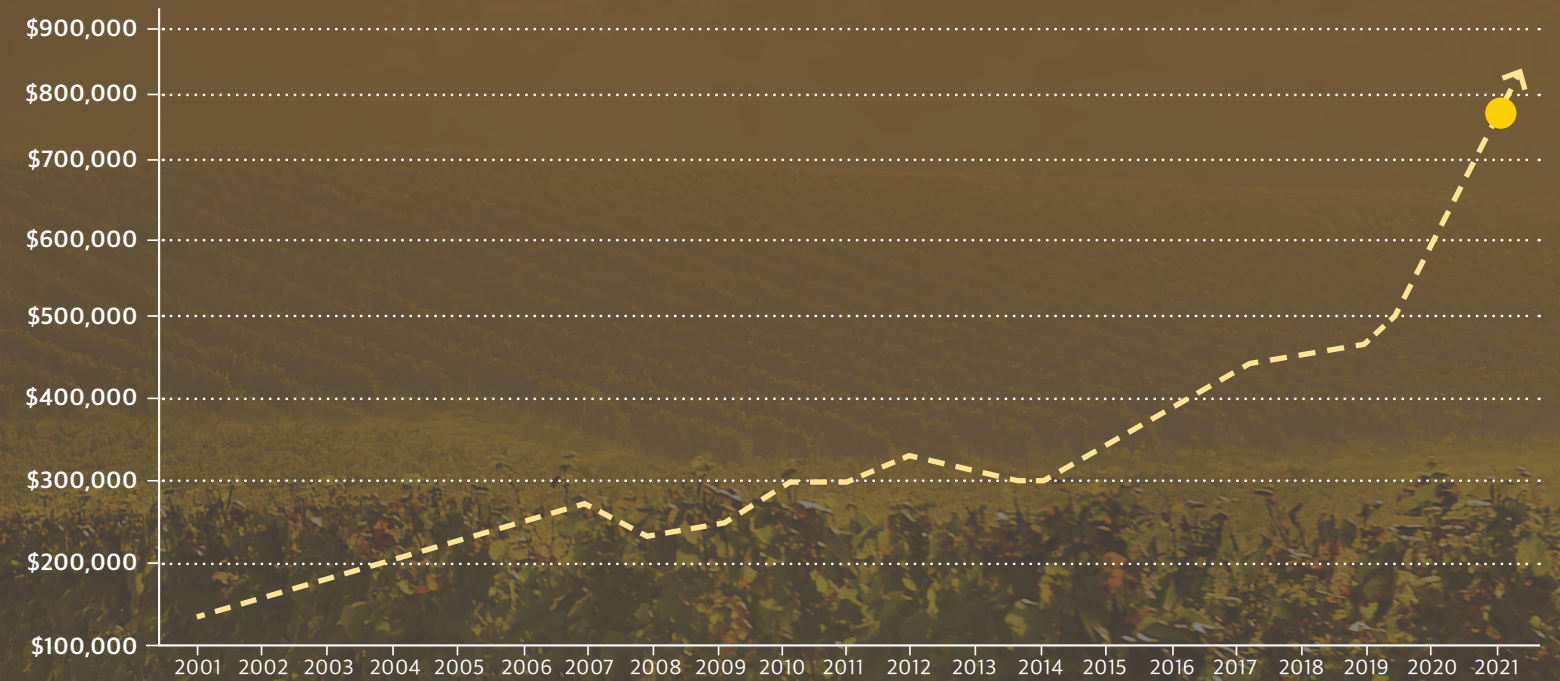


Source: Prince Edward County Affordable Housing Corporation

GRAPES AREN'T THE ONLY THING GROWING IN PEC

ANNUAL AVERAGE HOME PRICE
REACHED **\$800,000** IN 2021.

ANNUAL AVERAGE PRICE—MUNICIPALITY OF PEC



Source: Quinte & District Association of Realtors

2021 AVERAGE SALE PRICE OF RESIDENTIAL DWELLING

Quinte & District Association of Realtors.



CITY OF
BELLEVILLE:

* **\$569,414**

CITY OF
QUINTE WEST:

** **\$567,178**

MUNICIPALITY OF
BRIGHTON:

*** **\$673,879**

Source: Quinte & District Association of Realtors

*This figure reflects the amalgamated City of Belleville which includes Thurlow Ward and Belleville Ward.

**This figure reflects sales prices for the Municipality of Quinte West, which includes Trenton, Sidney, Murray and Frankford Wards

***This figure reflects sales prices for Brighton Township only (including the Town of Brighton). Murray Ward figures are reflected in Quinte West stats.

ACCESS TO KEY

LOCATIONS & OPPORTUNITIES



21mins
TO PICTON /HOSPITAL



23mins
TO BELLEVILLE



1hr 18mins
TO KINGSTON



1hr 36mins
TO PETERBOROUGH



2hrs 13mins
TO TORONTO



3hrs
TO OTTAWA



4hrs
TO MONTRÉAL

BUSINESS ESTABLISHMENTS IN PEC:

2,853
2018 Statistics Canada Business Register

EMPLOYMENT & INDUSTRY

WHILE PRINCE EDWARD COUNTY IS AN ISLAND UNTO ITSELF, THE COUNTY ENJOYS AN EASY CONNECTION TO THE MAINLAND VIA THE 900-METRE BELLEVILLE BAY BRIDGE.

This gives Cork & Vine residents convenient access to Belleville's robust employment base, plus via the nearby Highway 401 they can connect with places of work across the Greater Bay of Quinte area, Kingston and beyond.

BELLEVILLE POPULATION

50,716
2016 Statistics Canada census

Belleville has a stable and diversified economy, a growing population base, and a skilled workforce.

BAY OF QUINTE POPULATION

106,137
2016 Census data

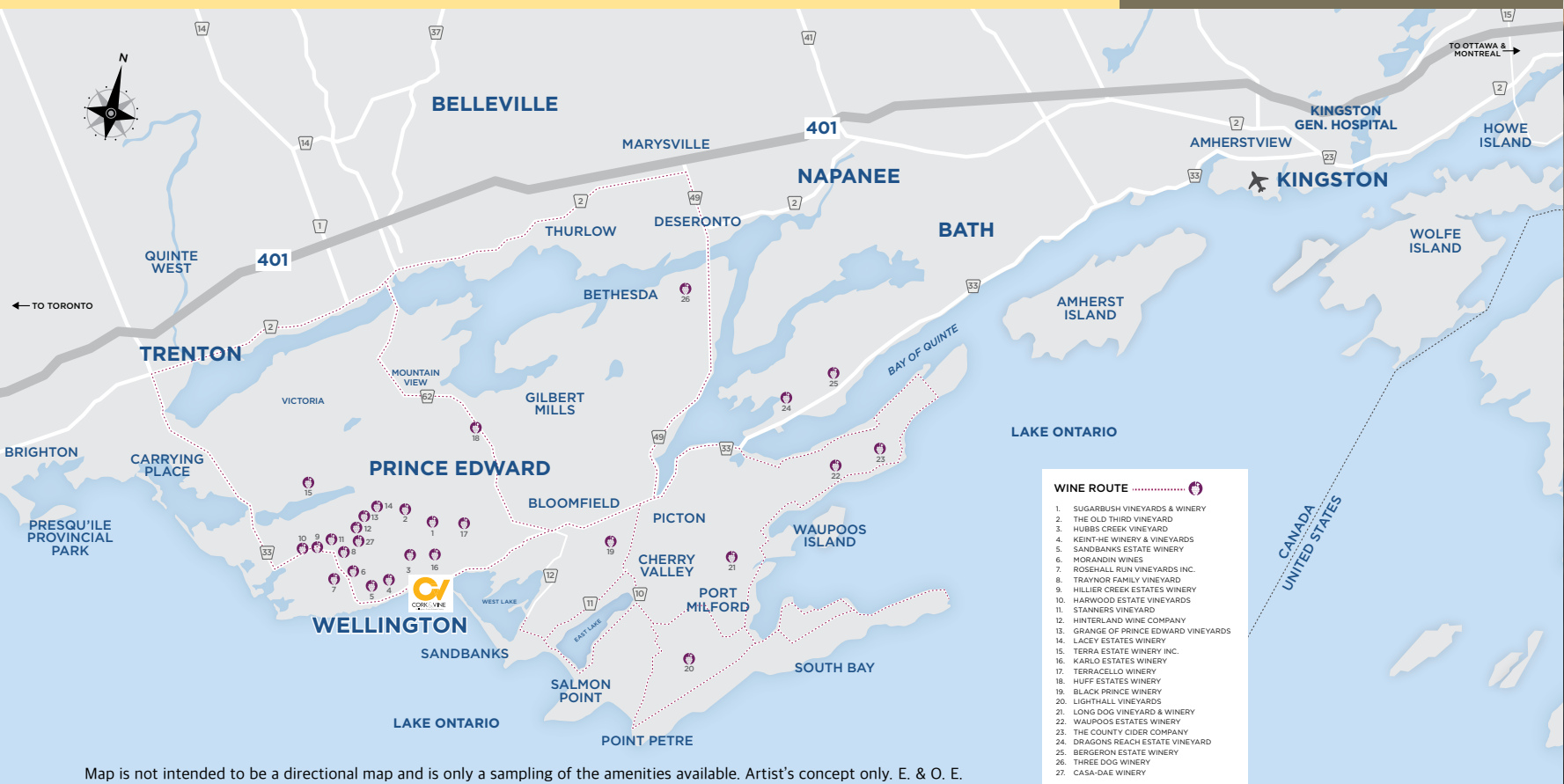
Boasts 100+ manufacturers and one of the lowest tax rates on new business investments in the G7. Source: Bay of Quinte Economic Development

KINGSTON POPULATION

136,685
2016 Census data

High percentage of degree, diploma and certificate holders since it is home to Queen's University, The Royal Military College of Canada & St. Lawrence College. Ranked #1 Small City for Foreign Direct Investment.

Source: Kingston Economic Development Corporation

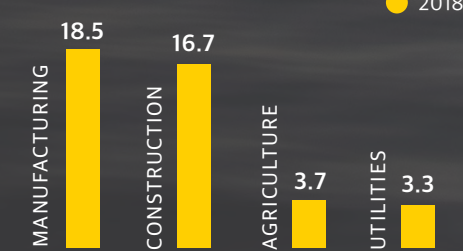


Map is not intended to be a directional map and is only a sampling of the amenities available. Artist's concept only. E. & O. E.

PEC DECLINING UNEMPLOYMENT RATE OF: **0.02%/yr**
(2001-2016)

PEC GROWING EMPLOYMENT RATE OF: **0.16%/yr**
(2011-2016)

EMPLOYMENT BY SECTOR /GOODS (x1000)




Statistics Canada, Table 14-10-0092-01. Updated Dec. 2019

EMPLOYMENT BY SECTOR /SERVICES (x1000)

| | |
|--------------------------------|------|
| HEALTH + SOCIAL ASSISTANCE | 32 |
| WHOLESALE + RETAIL TRADE | 30.5 |
| EDUCATIONAL SERVICES | 16.6 |
| PUBLIC ADMIN. | 13.8 |
| ACCOMMODATION + FOOD SERV. | 13.6 |
| PROFESSIONAL + SCIENCE + TECH | 12.6 |
| FINANCE + INS. + REAL ESTATE | 11.9 |
| BUSINESS + BUILDING + OTHER | 10.8 |
| OTHER SERVICES (EXCEPT PUBLIC) | 9.1 |
| TRANSPORTATION + WAREHOUSE | 6.9 |
| INFO + CULTURE + RECREATION | 5.3 |



LIVE, PLAY & RELAX



PEC AMENITIES BY THE NUMBERS



15
GOLF COURSES



11
BEACHES



10
CRAFT BREWERIES



7
CIDERIES



36
WINERIES



100
RESTAURANTS
+ BISTROS
+ CAFÉS



20
ART GALLERIES



5
MUSEUMS
35 BUILDINGS
50,000 ARTIFACTS



25
YEARLY
FESTIVALS
+ EVENTS



46km
MILLENNIUM
TRAIL FOR
WALKING,
HIKING,
BIKING
+ SNOWSHOEING