



DANIELS ON  
**PARLIAMENT**  
[ SOUTH TOWER ]

**JARVIS**  
S-B (BF) | STUDIO

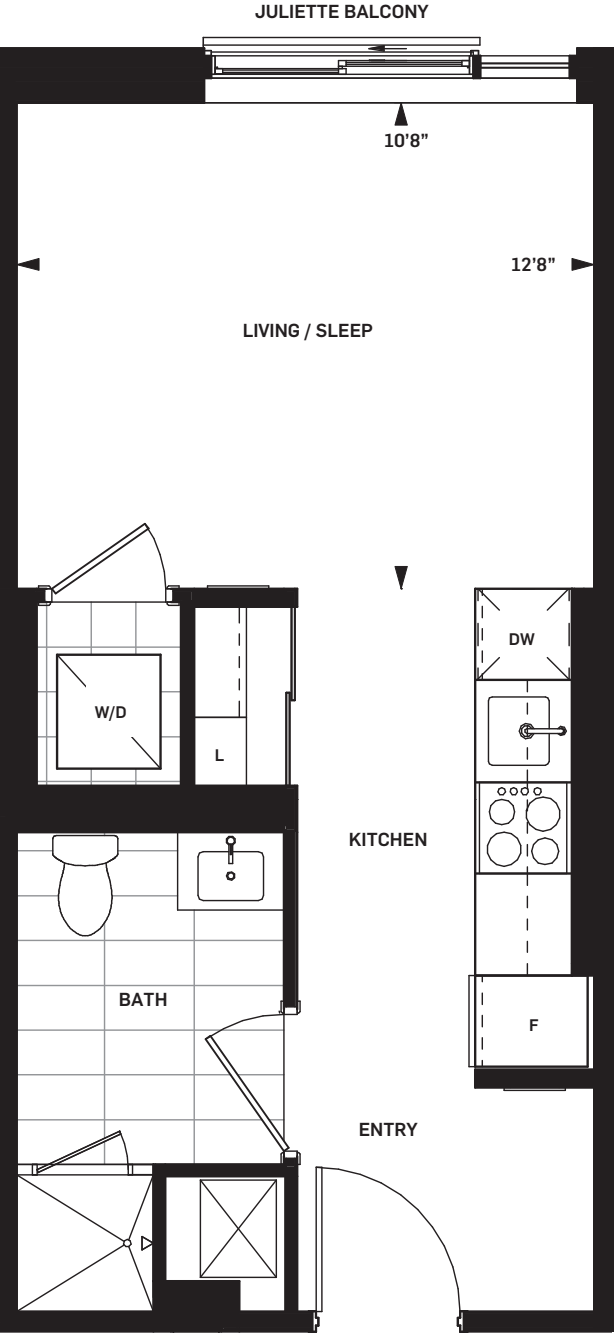
SUITE AREA      379 sq.ft.

WHOLE LIFE  
CARBON IMPACT

**42**

tonnes CO<sub>2</sub>

**Daniels**  
love where you live™



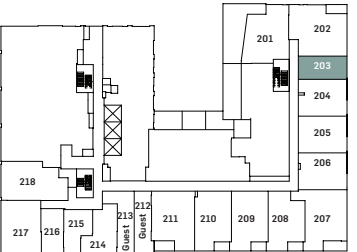
Level 05



Level 04



Level 03



Level 02



Drawings are not to scale. All areas and stated room dimensions are approximate. Note: Actual usable floor space may vary from the stated floor area. Floor area is measured in accordance with the HCRA directive on floor area calculations. Size and location of windows may vary. The purchaser acknowledges that the actual unit purchased may be a reversed mirror layout of the plan shown. Outdoor area will vary depending on unit location within the building. Illustration is artist's concept. E. & O. E. Please speak with a Sales Representative for details.



DANIELS ON  
**PARLIAMENT**  
[SOUTH TOWER]

**ASHBY**  
S-C | STUDIO

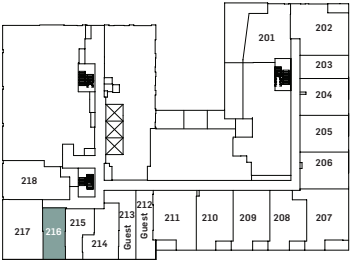
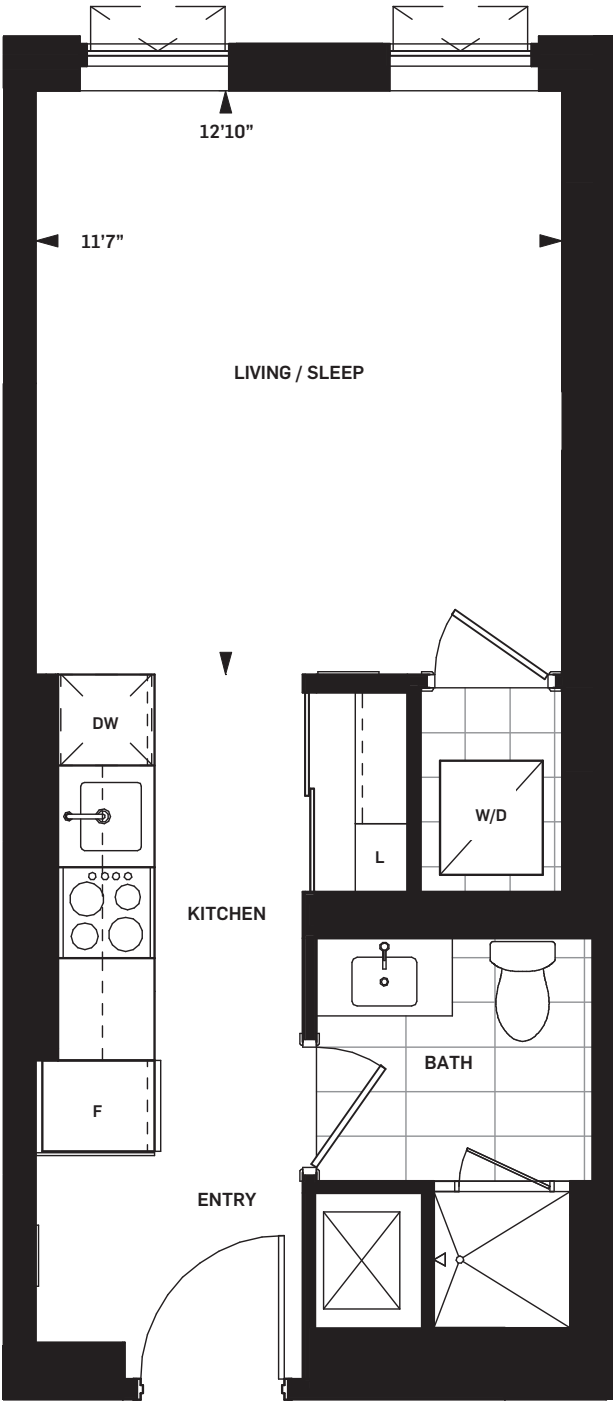
SUITE AREA      391 sq.ft.

WHOLE LIFE  
CARBON IMPACT

43

tonnes CO<sub>2</sub>

Daniels  
love where you live™



Drawings are not to scale. All areas and stated room dimensions are approximate. Note: Actual usable floor space may vary from the stated floor area. Floor area is measured in accordance with the HCRA directive on floor area calculations. Size and location of windows may vary. The purchaser acknowledges that the actual unit purchased may be a reversed mirror layout of the plan shown. Outdoor area will vary depending on unit location within the building. Illustration is artist's concept. E. & O. E. Please speak with a Sales Representative for details.



DANIELS ON  
**PARLIAMENT**  
[SOUTH TOWER]

**NICHOLAS**  
S-D | STUDIO

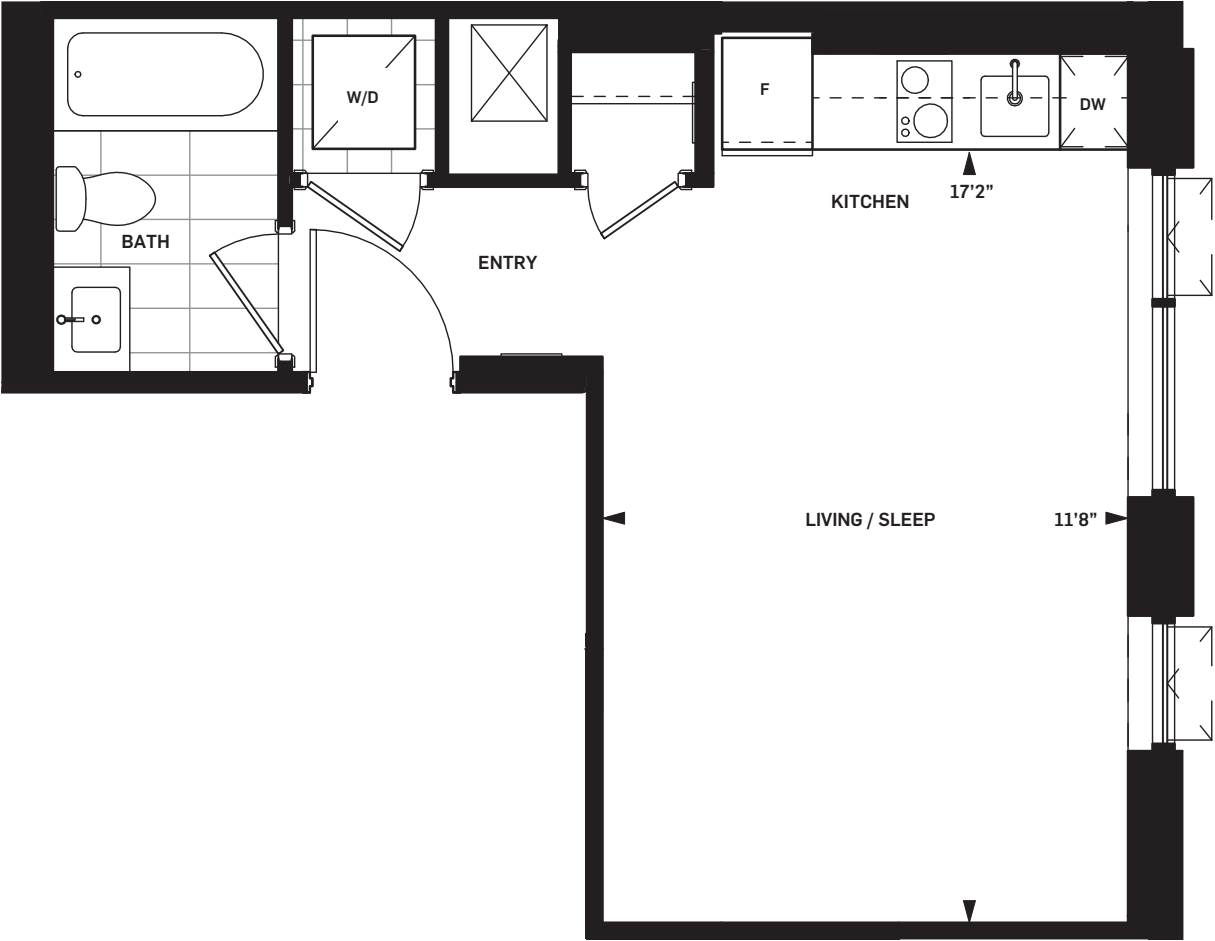
SUITE AREA      394 sq.ft.

WHOLE LIFE  
CARBON IMPACT

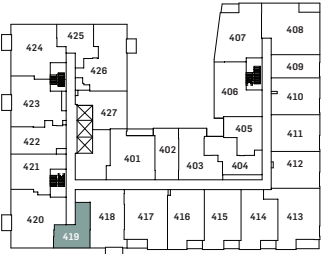
44

tonnes CO<sub>2</sub>

Daniels  
love where you live™



Level 05



Level 04



Drawings are not to scale. All areas and stated room dimensions are approximate. Note: Actual usable floor space may vary from the stated floor area. Floor area is measured in accordance with the HCRA directive on floor area calculations. Size and location of windows may vary. The purchaser acknowledges that the actual unit purchased may be a reversed mirror layout of the plan shown. Outdoor area will vary depending on unit location within the building. Illustration is artist's concept. E. & O. E. Please speak with a Sales Representative for details.



DANIELS ON  
**PARLIAMENT**  
[SOUTH TOWER]

**SPRUCE**  
S-G | STUDIO

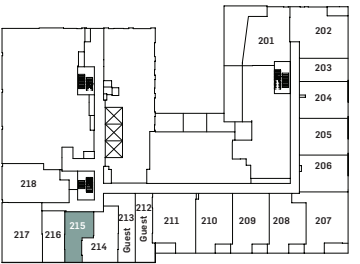
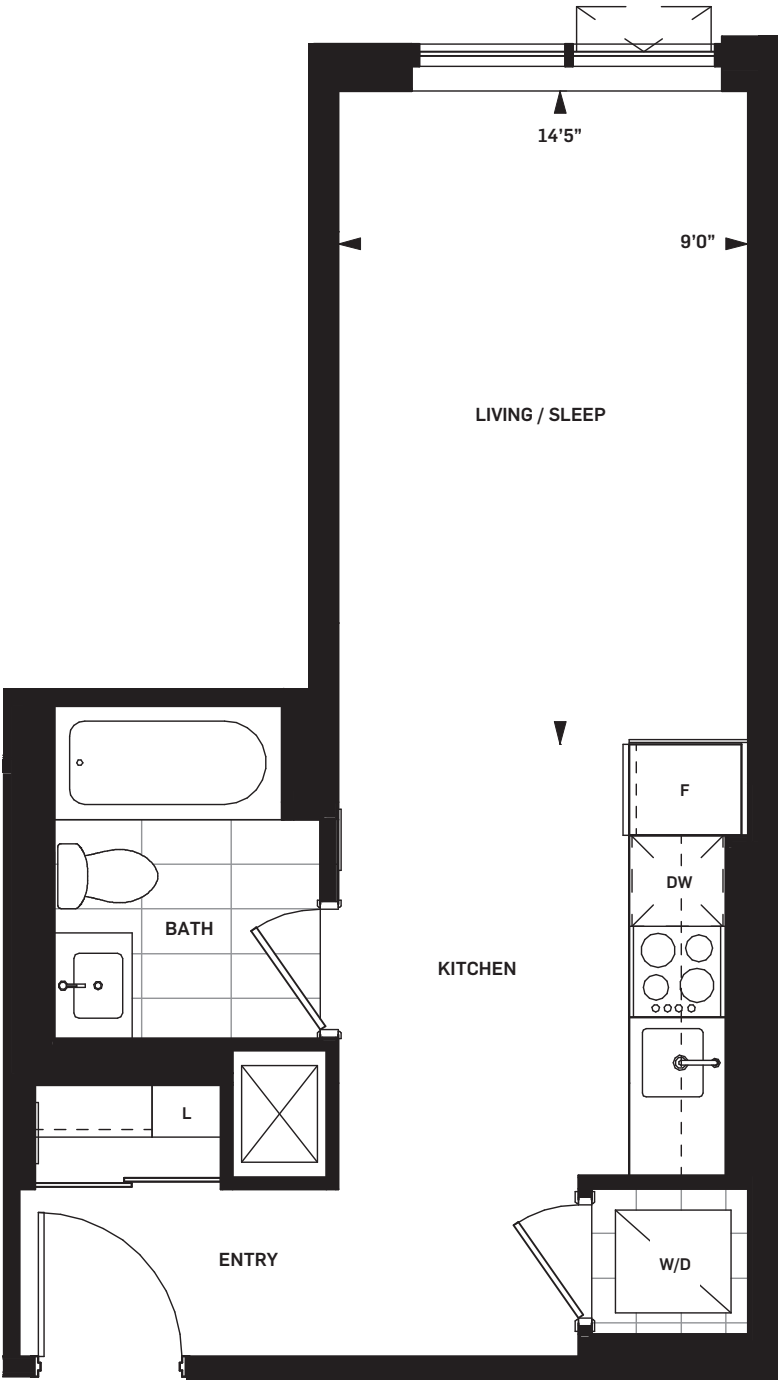
SUITE AREA      397 sq.ft.

WHOLE LIFE  
CARBON IMPACT

**44**

tonnes CO<sub>2</sub>

**Daniels**  
love where you live™



Level 02



Drawings are not to scale. All areas and stated room dimensions are approximate. Note: Actual usable floor space may vary from the stated floor area. Floor area is measured in accordance with the HCRA directive on floor area calculations. Size and location of windows may vary. The purchaser acknowledges that the actual unit purchased may be a reversed mirror layout of the plan shown. Outdoor area will vary depending on unit location within the building. Illustration is artist's concept. E. & O. E. Please speak with a Sales Representative for details.



DANIELS ON  
**PARLIAMENT**  
[SOUTH TOWER]

**SCADDING**  
S-H | STUDIO

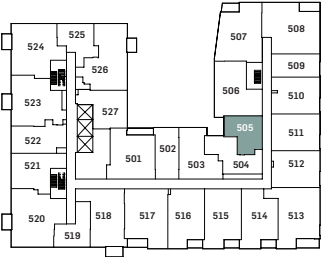
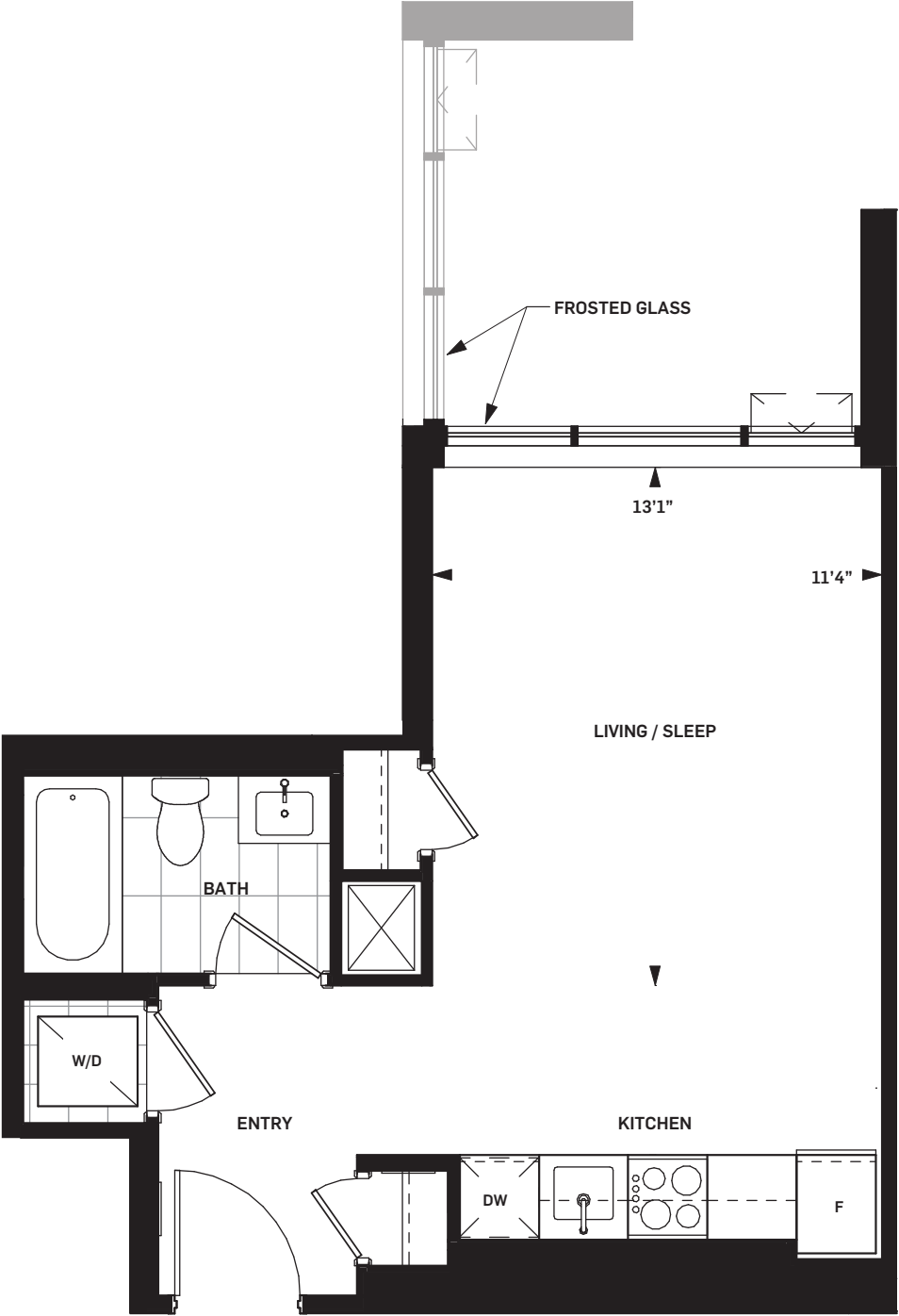
SUITE AREA      410 sq.ft.

WHOLE LIFE  
CARBON IMPACT

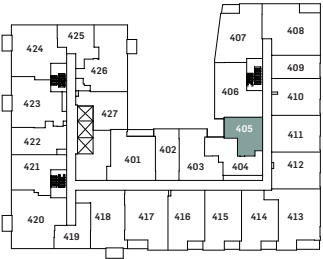
45

tonnes CO<sub>2</sub>

Daniels  
love where you live™



Level 05



Level 04



Level 03



Drawings are not to scale. All areas and stated room dimensions are approximate. Note: Actual usable floor space may vary from the stated floor area. Floor area is measured in accordance with the HCRA directive on floor area calculations. Size and location of windows may vary. The purchaser acknowledges that the actual unit purchased may be a reversed mirror layout of the plan shown. Outdoor area will vary depending on unit location within the building. Illustration is artist's concept. E. & O. E. Please speak with a Sales Representative for details.





DANIELS ON  
**PARLIAMENT**  
[ SOUTH TOWER ]

**ESPLANADE**  
S-J (BF) | STUDIO

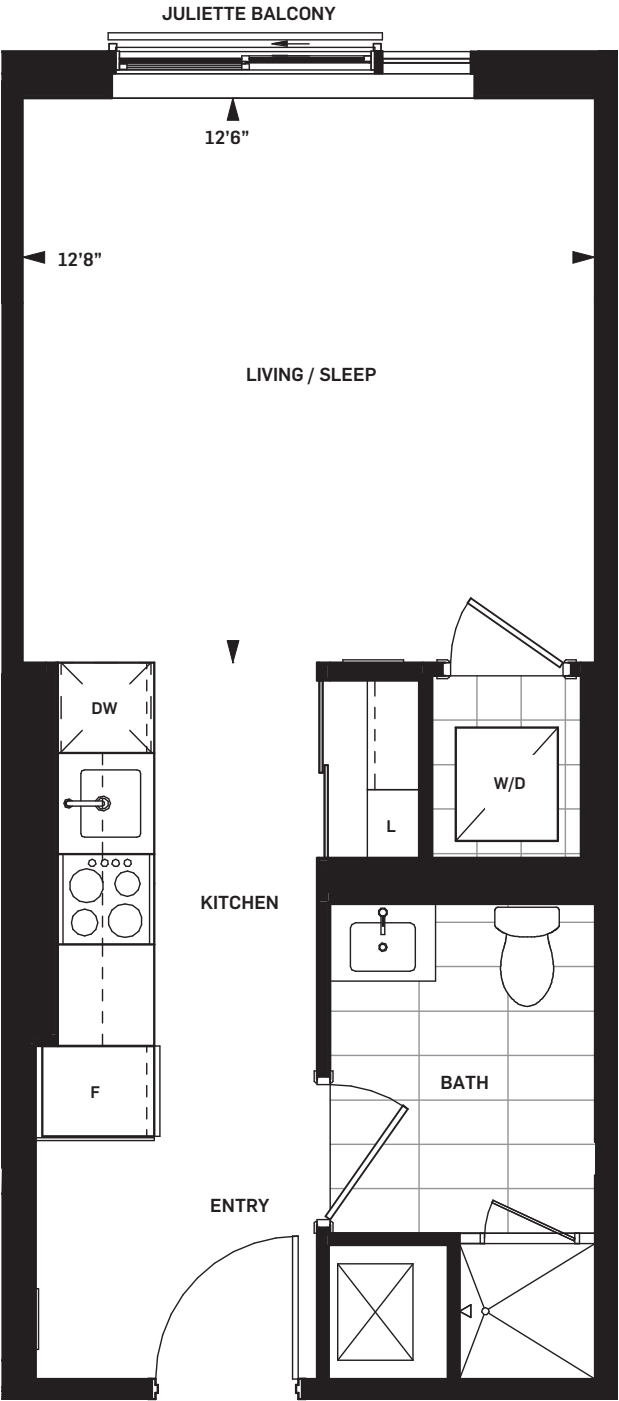
SUITE AREA 410 sq.ft.

WHOLE LIFE  
CARBON IMPACT

45

tonnes CO<sub>2</sub>

Daniels  
love where you live™



Level 05



Level 04



Level 03



Drawings are not to scale. All areas and stated room dimensions are approximate. Note: Actual usable floor space may vary from the stated floor area. Floor area is measured in accordance with the HCRA directive on floor area calculations. Size and location of windows may vary. The purchaser acknowledges that the actual unit purchased may be a reversed mirror layout of the plan shown. Outdoor area will vary depending on unit location within the building. Illustration is artist's concept. E. & O. E. Please speak with a Sales Representative for details.



DANIELS ON  
**PARLIAMENT**  
[ SOUTH TOWER ]

**DEFRIES**  
S-K | STUDIO

SUITE AREA      416 sq.ft.

WHOLE LIFE  
CARBON IMPACT

**46**

tonnes CO<sub>2</sub>

**Daniels**  
love where you live™



Drawings are not to scale. All areas and stated room dimensions are approximate. Note: Actual usable floor space may vary from the stated floor area. Floor area is measured in accordance with the HCRA directive on floor area calculations. Size and location of windows may vary. The purchaser acknowledges that the actual unit purchased may be a reversed mirror layout of the plan shown. Outdoor area will vary depending on unit location within the building. Illustration is artist's concept. E. & O. E. Please speak with a Sales Representative for details.



DANIELS ON  
**PARLIAMENT**  
[SOUTH TOWER]

**DAVIES**  
S-N (BF) | STUDIO

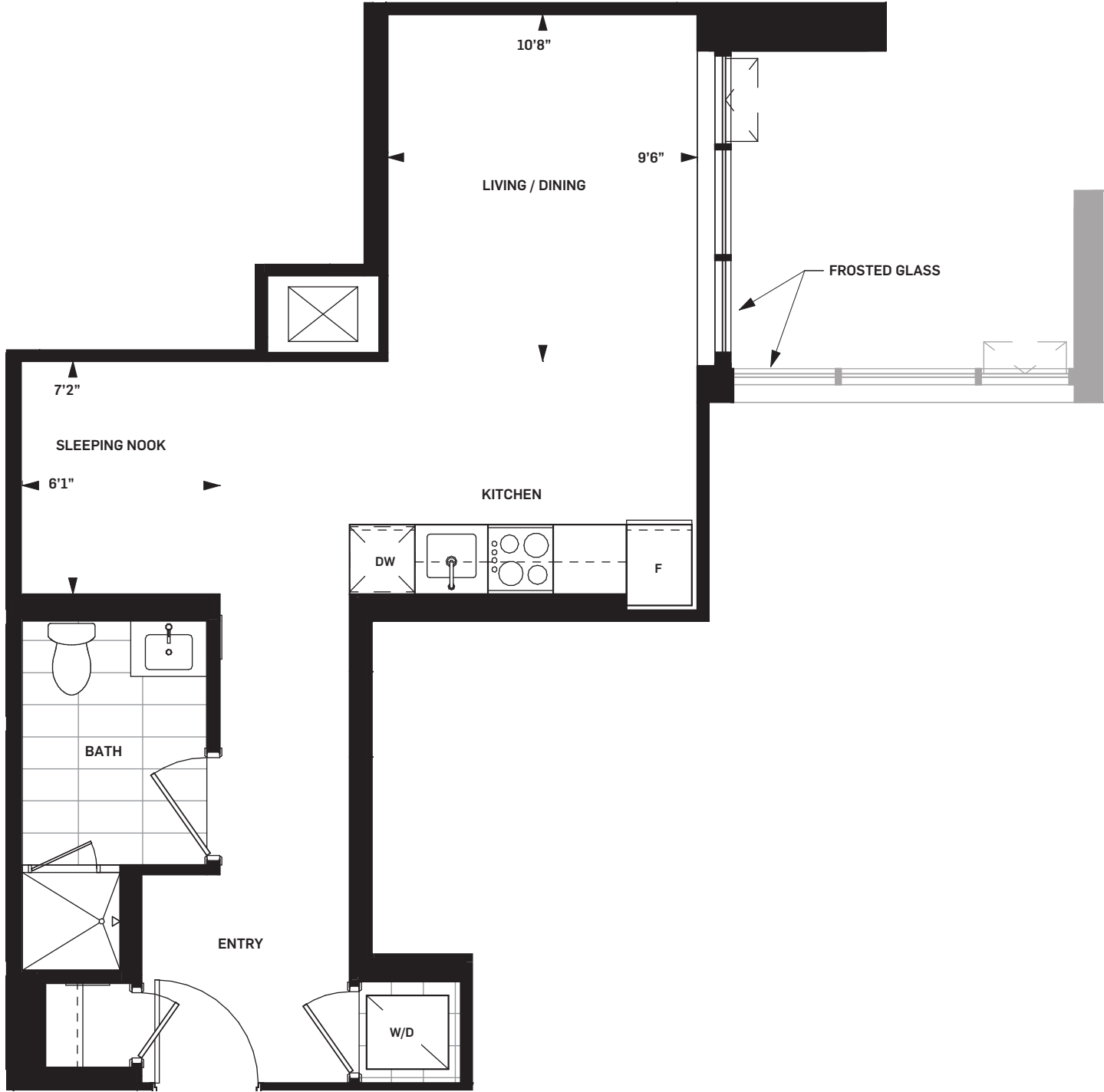
SUITE AREA 483 sq.ft.

WHOLE LIFE  
CARBON IMPACT

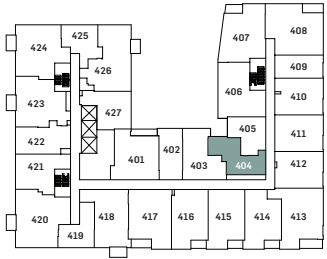
**54**

tonnes CO<sub>2</sub>

**Daniels**  
love where you live™



Level 05



Level 04



Level 03



Drawings are not to scale. All areas and stated room dimensions are approximate. Note: Actual usable floor space may vary from the stated floor area. Floor area is measured in accordance with the HCRA directive on floor area calculations. Size and location of windows may vary. The purchaser acknowledges that the actual unit purchased may be a reversed mirror layout of the plan shown. Outdoor area will vary depending on unit location within the building. Illustration is artist's concept. E. & O. E. Please speak with a Sales Representative for details.





DANIELS ON  
**PARLIAMENT**  
[SOUTH TOWER]

**THOMPSON**  
1B-B | 1 BEDROOM

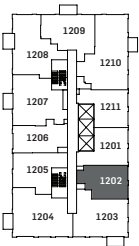
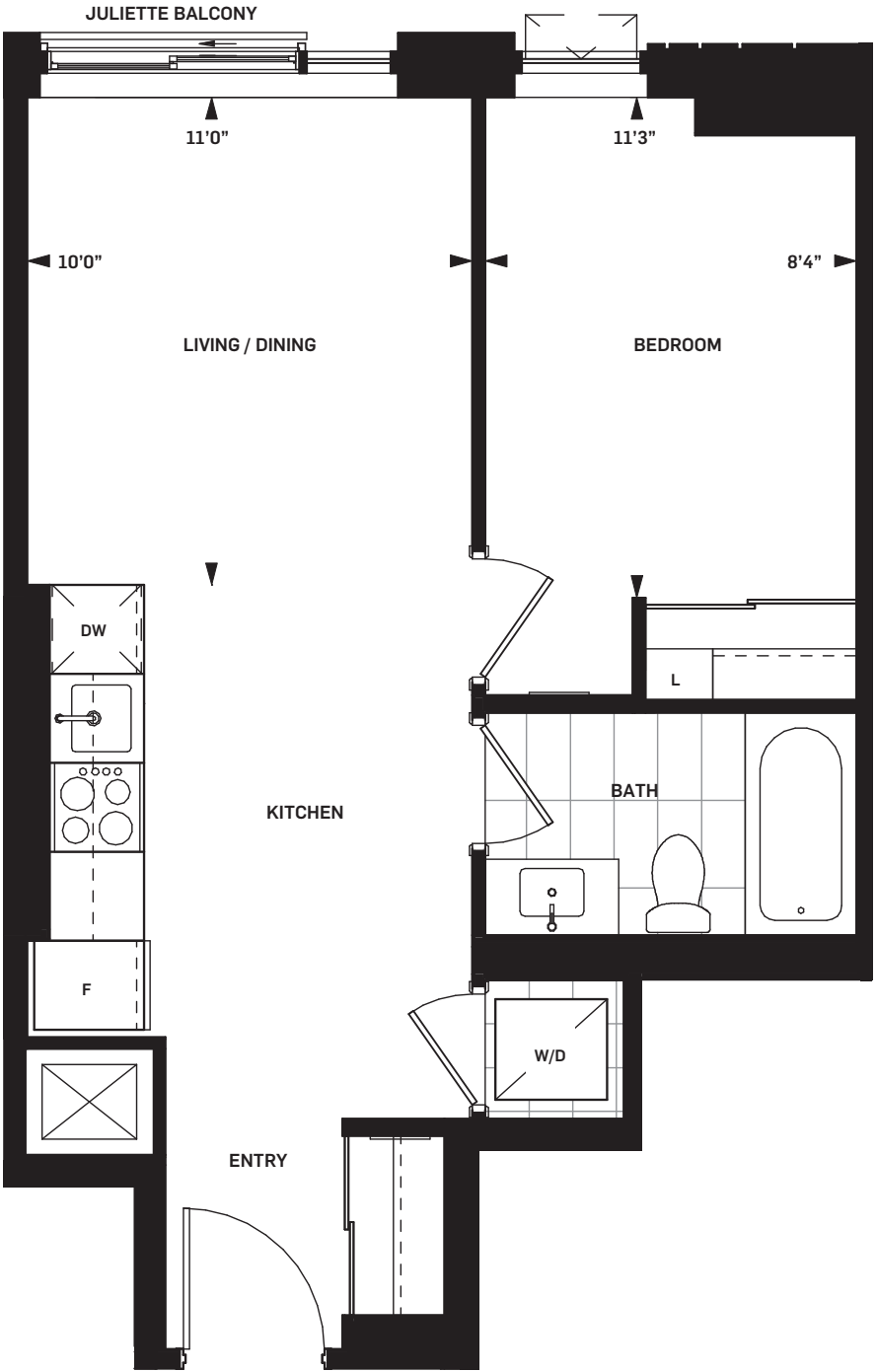
SUITE AREA      512 sq.ft.

WHOLE LIFE  
CARBON IMPACT

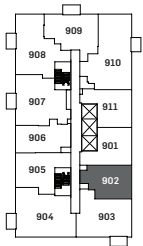
57

tonnes CO<sub>2</sub>

**Daniels**  
love where you live™



Level 12,  
16 & 25



Level 09-11,  
13-15, 17-24



Drawings are not to scale. All areas and stated room dimensions are approximate. Note: Actual usable floor space may vary from the stated floor area. Floor area is measured in accordance with the HCRA directive on floor area calculations. Size and location of windows may vary. The purchaser acknowledges that the actual unit purchased may be a reversed mirror layout of the plan shown. Outdoor area will vary depending on unit location within the building. Illustration is artist's concept. E. & O. E. Please speak with a Sales Representative for details.



DANIELS ON  
**PARLIAMENT**  
[ SOUTH TOWER ]

**CARROLL**  
1B-C | 1 BEDROOM

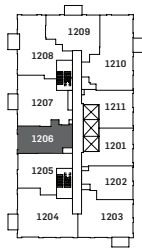
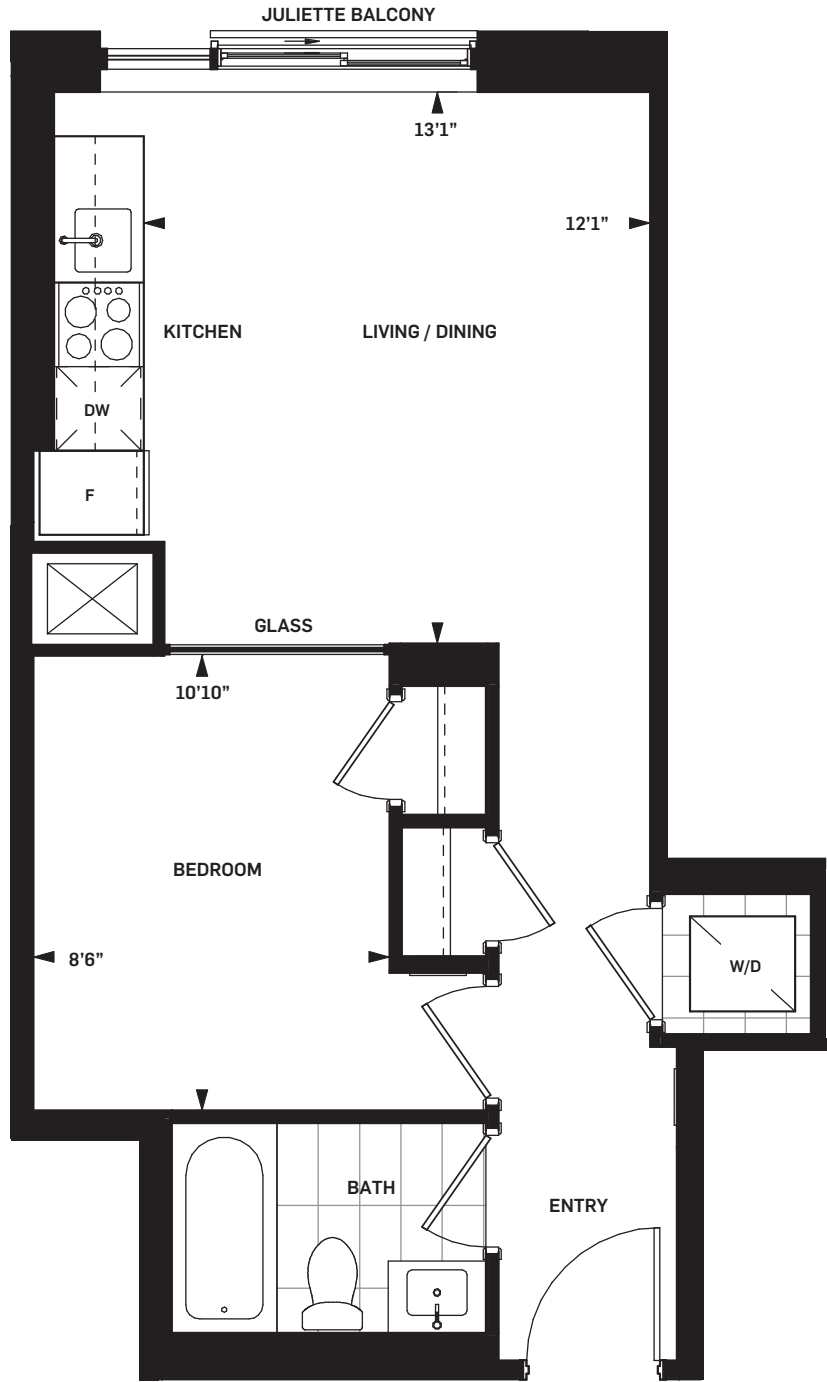
SUITE AREA 512 sq.ft.

WHOLE LIFE  
CARBON IMPACT

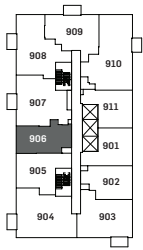
**57**

tonnes CO<sub>2</sub>

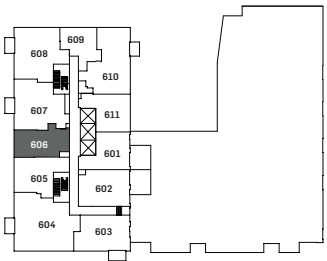
**Daniels**  
love where you live™



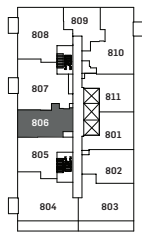
Level 12,  
16 & 25



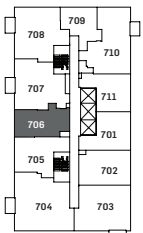
Level 09-11,  
13-15, 17-24



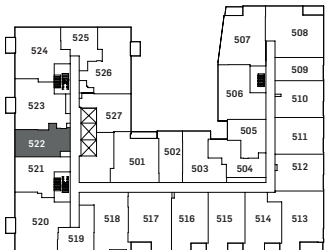
Level 06



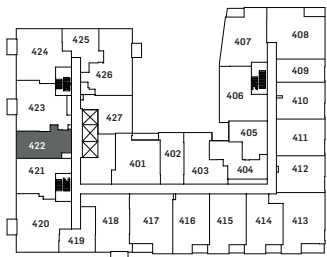
Level 08



Level 07



Level 05



Level 04



Drawings are not to scale. All areas and stated room dimensions are approximate. Note: Actual usable floor space may vary from the stated floor area. Floor area is measured in accordance with the HCRA directive on floor area calculations. Size and location of windows may vary. The purchaser acknowledges that the actual unit purchased may be a reversed mirror layout of the plan shown. Outdoor area will vary depending on unit location within the building. Illustration is artist's concept. E. & O. E. Please speak with a Sales Representative for details.



DANIELS ON  
**PARLIAMENT**  
[ SOUTH TOWER ]

**BROADVIEW**  
1B-D | 1 BEDROOM

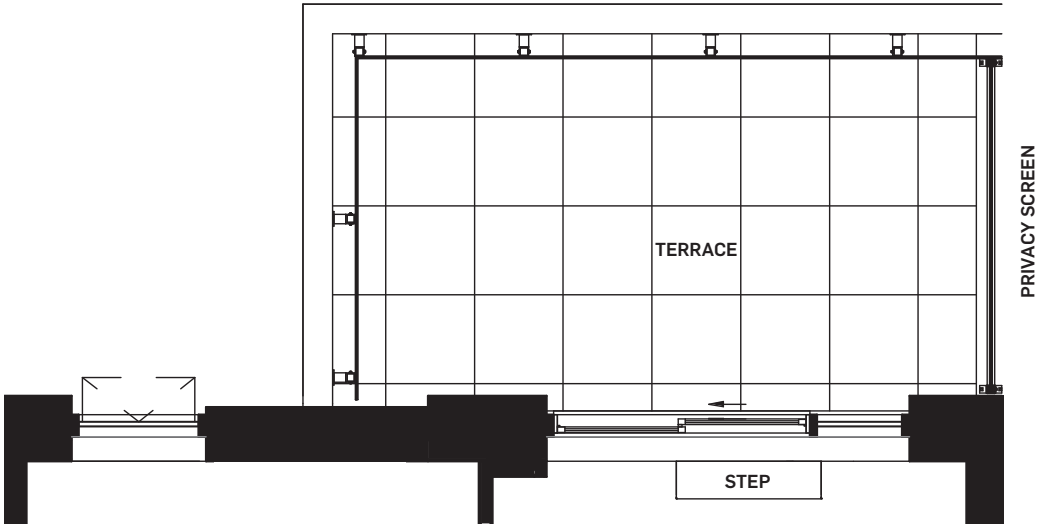
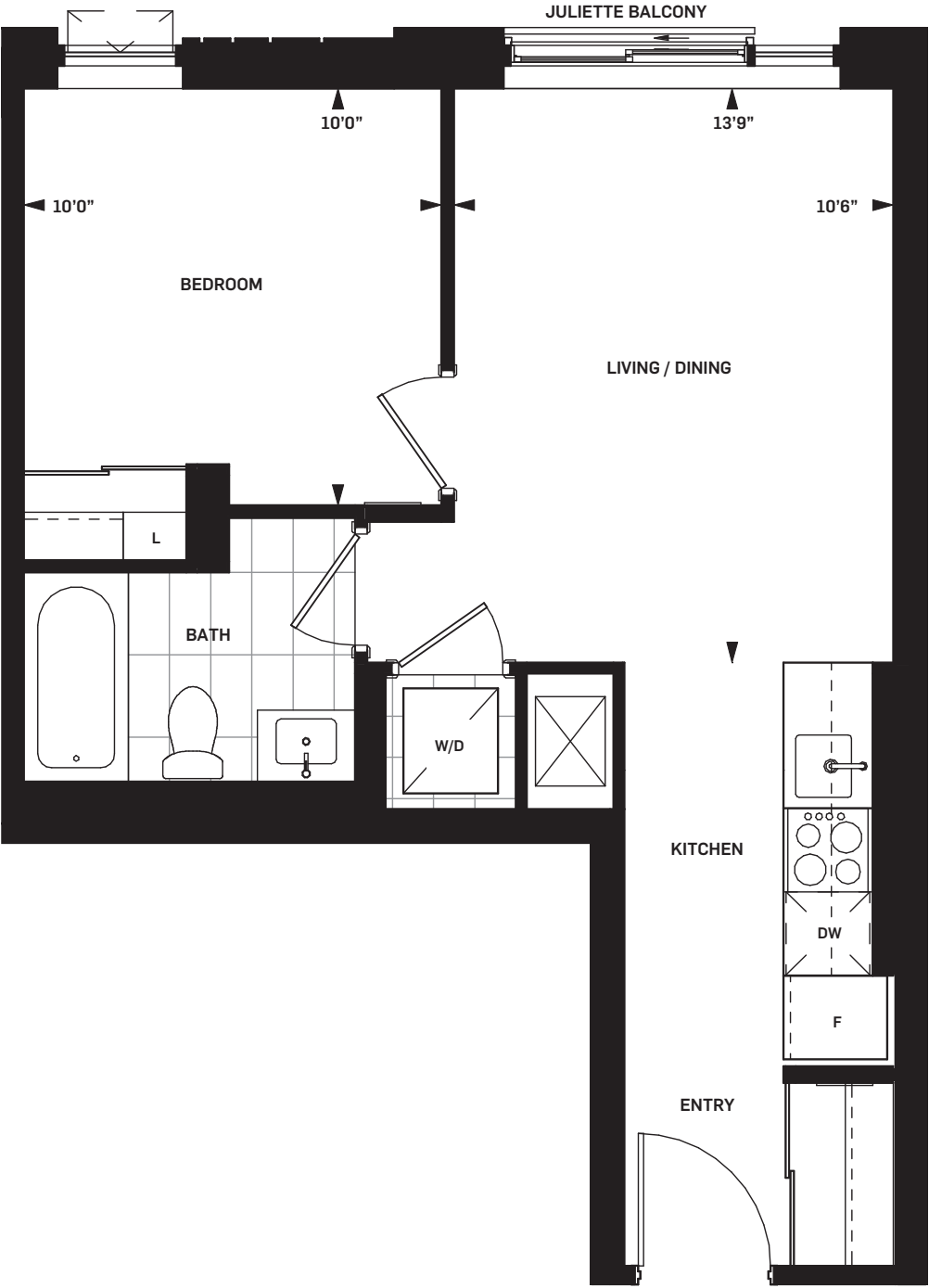
SUITE AREA 523 sq.ft.

WHOLE LIFE  
CARBON IMPACT

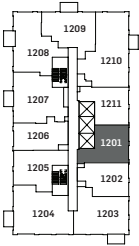
**58**

tonnes CO<sub>2</sub>

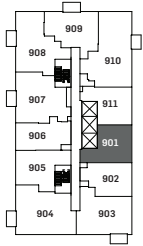
**Daniels**  
love where you live™



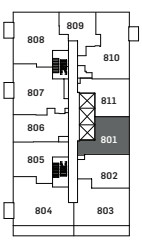
TerraCe on Level 06  
SUITE AREA: 523 sq ft  
OUTDOOR AREA: 110 sq ft  
TOTAL AREA: 633 sq ft



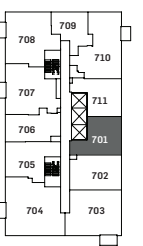
Level 12,  
16 & 25



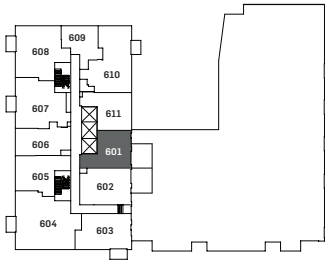
Level 09-11,  
13-15, 17-24



Level 08



Level 07



Level 06



Drawings are not to scale. All areas and stated room dimensions are approximate. Note: Actual usable floor space may vary from the stated floor area. Floor area is measured in accordance with the HCRA directive on floor area calculations. Size and location of windows may vary. The purchaser acknowledges that the actual unit purchased may be a reversed mirror layout of the plan shown. Outdoor area will vary depending on unit location within the building. Illustration is artist's concept. E. & O. E. Please speak with a Sales Representative for details.



DANIELS ON  
**PARLIAMENT**  
[ SOUTH TOWER ]

**GENEVA**

1B-E | 1 BEDROOM

SUITE AREA

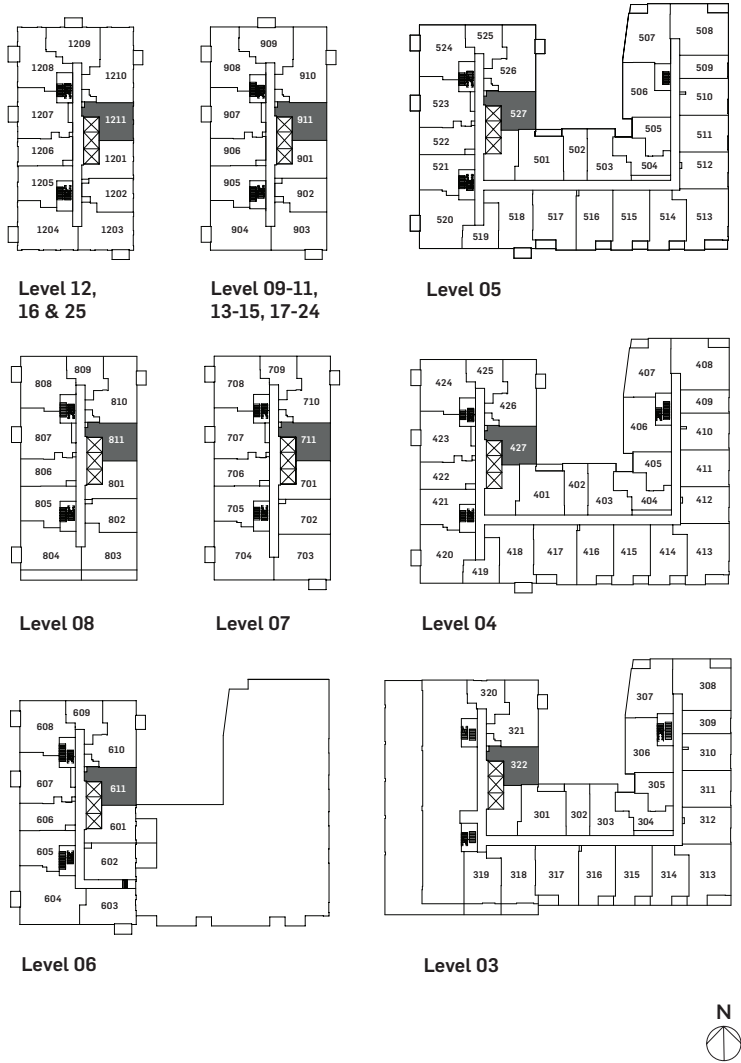
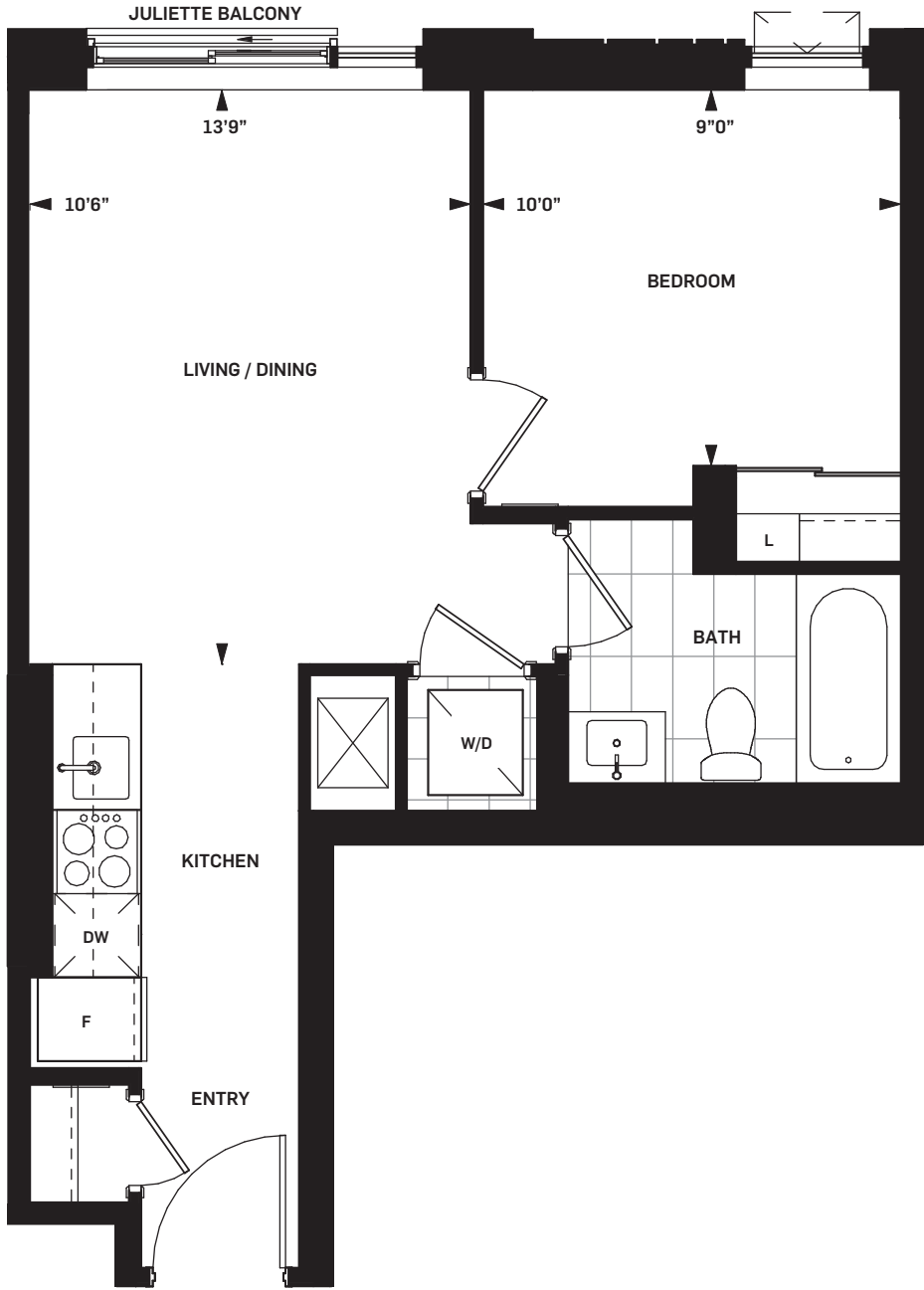
526 sq.ft.

WHOLE LIFE  
CARBON IMPACT

**58**

tonnes CO<sub>2</sub>

**Daniels**  
love where you live™



Drawings are not to scale. All areas and stated room dimensions are approximate. Note: Actual usable floor space may vary from the stated floor area. Floor area is measured in accordance with the HCRA directive on floor area calculations. Size and location of windows may vary. The purchaser acknowledges that the actual unit purchased may be a reversed mirror layout of the plan shown. Outdoor area will vary depending on unit location within the building. Illustration is artist's concept. E. & O. E. Please speak with a Sales Representative for details.



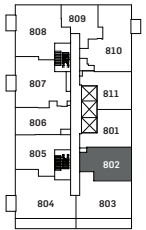
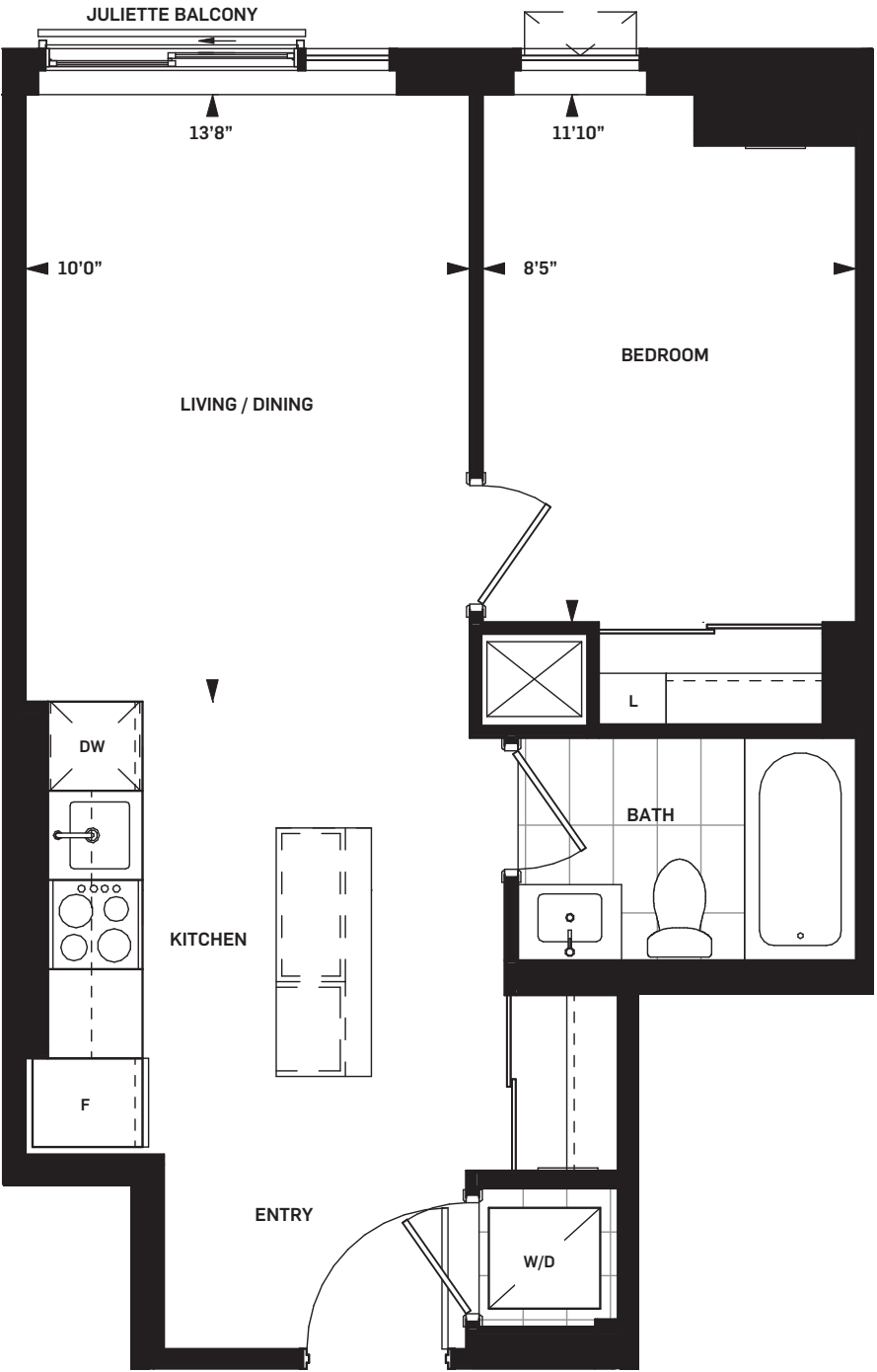
DANIELS ON  
**PARLIAMENT**  
[SOUTH TOWER]

**LEWIS**  
1B-F | 1 BEDROOM

SUITE AREA      532 sq.ft.

WHOLE LIFE  
CARBON IMPACT  
**59**  
tonnes CO<sub>2</sub>

**Daniels**  
love where you live™



Level 08



Drawings are not to scale. All areas and stated room dimensions are approximate. Note: Actual usable floor space may vary from the stated floor area. Floor area is measured in accordance with the HCRA directive on floor area calculations. Size and location of windows may vary. The purchaser acknowledges that the actual unit purchased may be a reversed mirror layout of the plan shown. Outdoor area will vary depending on unit location within the building. Illustration is artist's concept. E. & O. E. Please speak with a Sales Representative for details.





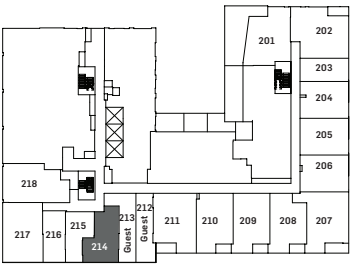
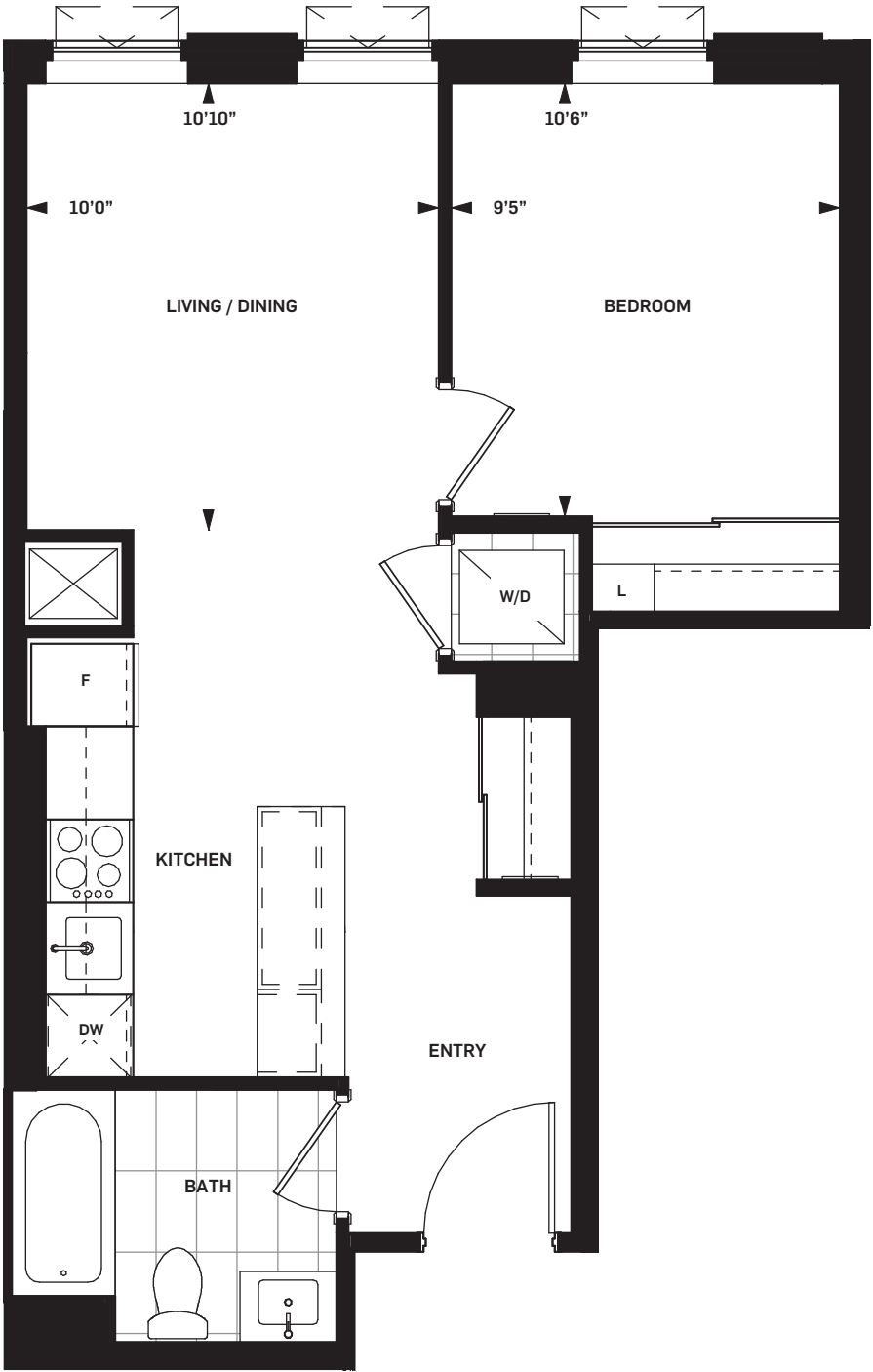
DANIELS ON  
**PARLIAMENT**  
[SOUTH TOWER]

**HAMILTON**  
1B-J | 1 BEDROOM

SUITE AREA      545 sq.ft.

WHOLE LIFE  
CARBON IMPACT  
**60**  
tonnes CO<sub>2</sub>

**Daniels**  
love where you live™



Level 02



Drawings are not to scale. All areas and stated room dimensions are approximate. Note: Actual usable floor space may vary from the stated floor area. Floor area is measured in accordance with the HCRA directive on floor area calculations. Size and location of windows may vary. The purchaser acknowledges that the actual unit purchased may be a reversed mirror layout of the plan shown. Outdoor area will vary depending on unit location within the building. Illustration is artist's concept. E. & O. E. Please speak with a Sales Representative for details.



DANIELS ON  
**PARLIAMENT**  
[ SOUTH TOWER ]

**MATILDA**  
1B-K (BF) | 1 BEDROOM

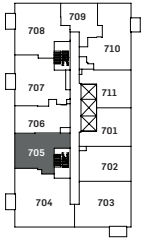
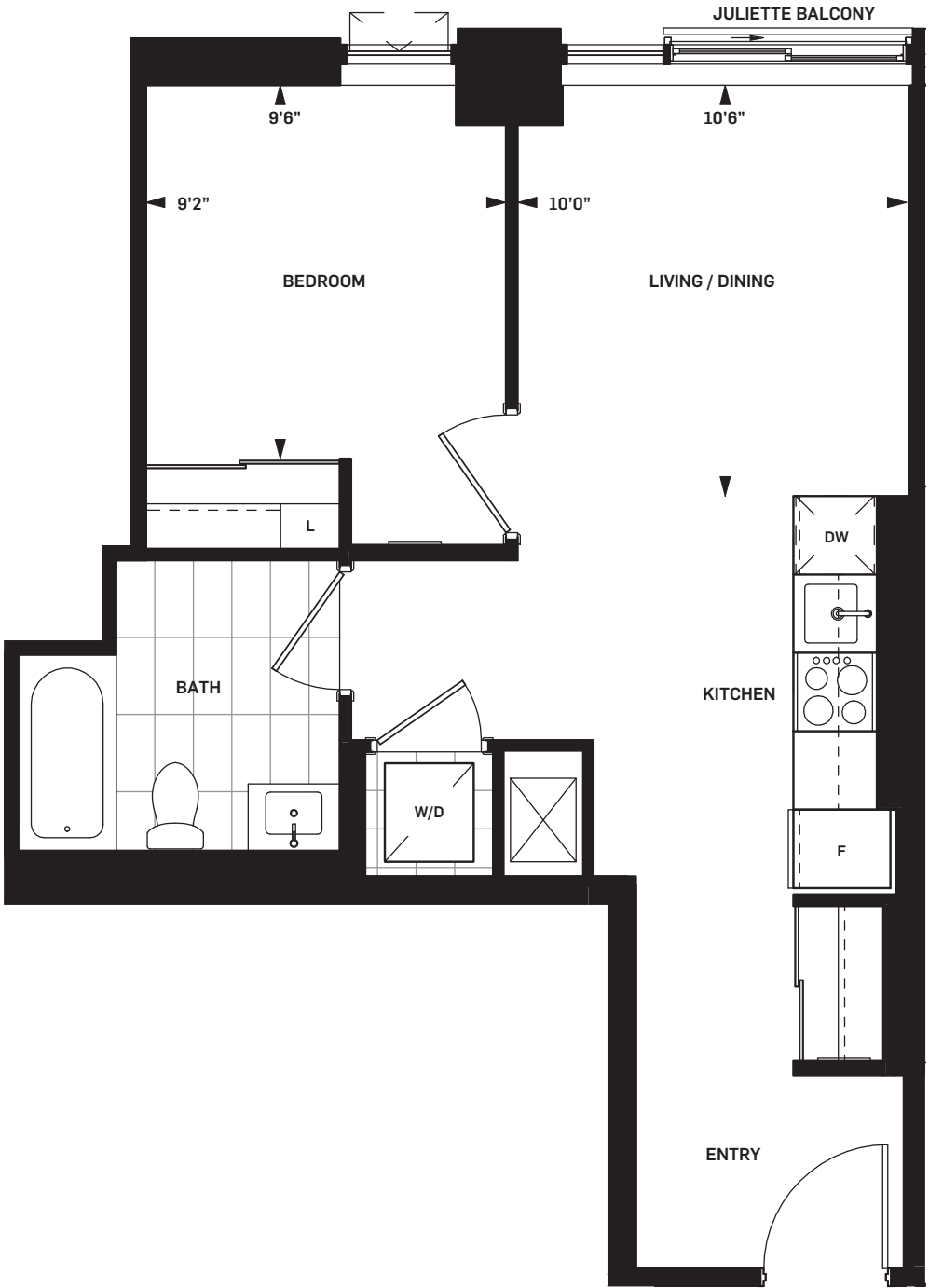
SUITE AREA      576 sq.ft.

WHOLE LIFE  
CARBON IMPACT

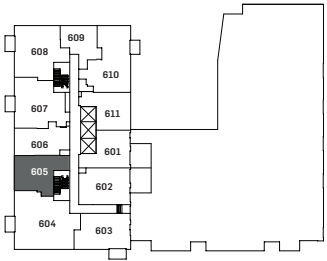
64

tonnes CO<sub>2</sub>

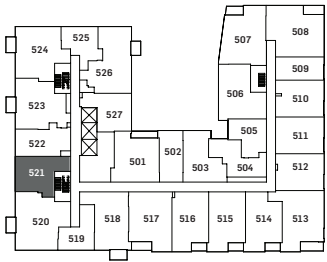
Daniels  
love where you live™



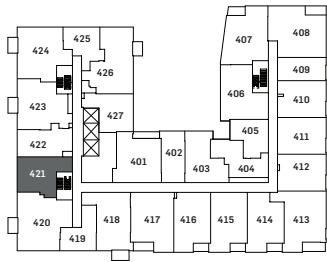
Level 07



Level 06



Level 05



Level 04



Drawings are not to scale. All areas and stated room dimensions are approximate. Note: Actual usable floor space may vary from the stated floor area. Floor area is measured in accordance with the HCRA directive on floor area calculations. Size and location of windows may vary. The purchaser acknowledges that the actual unit purchased may be a reversed mirror layout of the plan shown. Outdoor area will vary depending on unit location within the building. Illustration is artist's concept. E. & O. E. Please speak with a Sales Representative for details.



DANIELS ON  
**PARLIAMENT**  
[SOUTH TOWER]

**MUNRO**  
1B-L (BF) | 1 BEDROOM

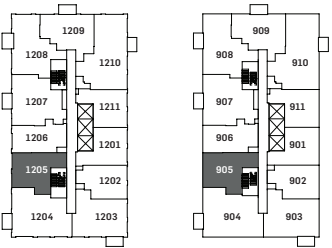
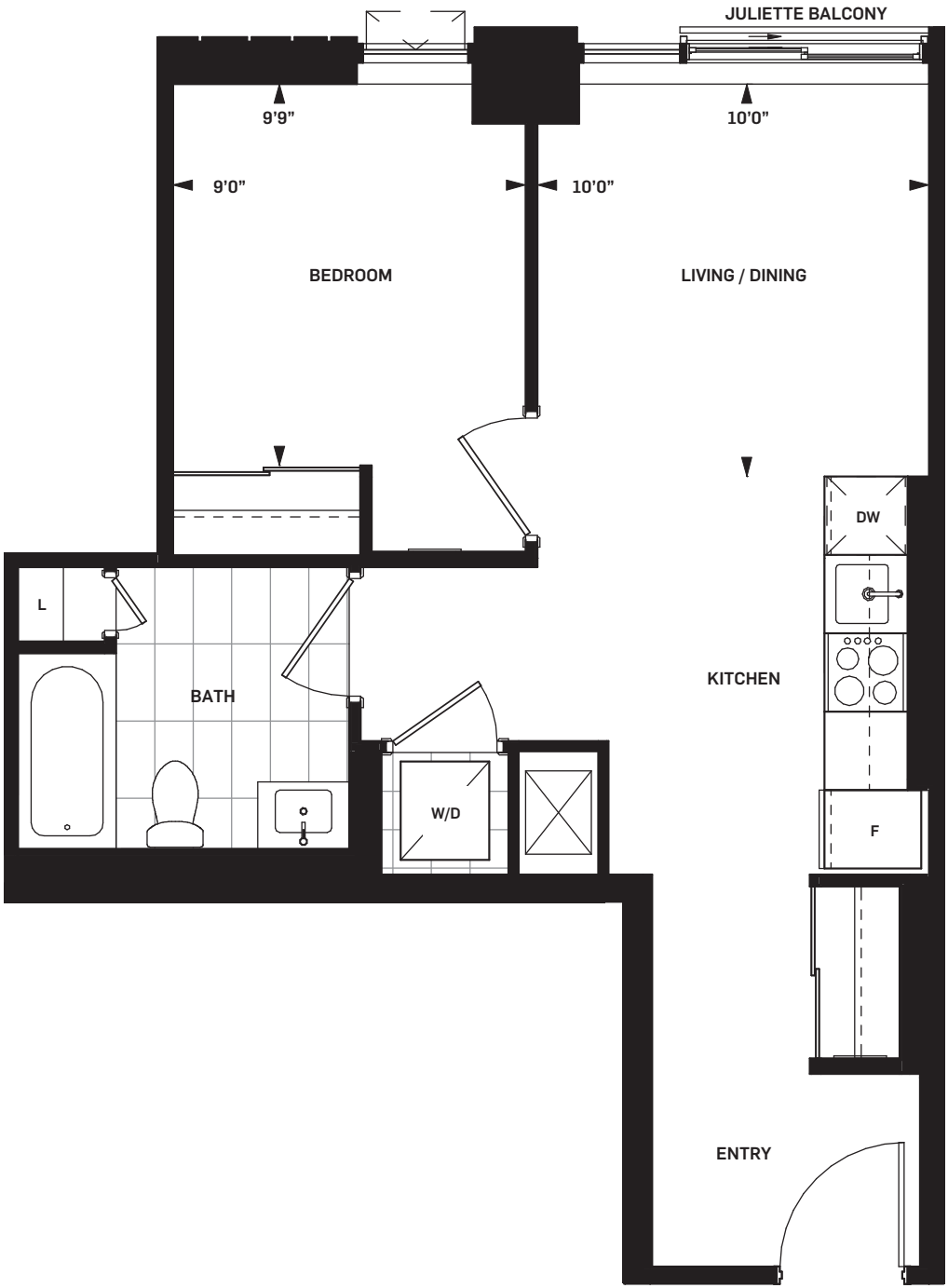
SUITE AREA      579 sq.ft.

WHOLE LIFE  
CARBON IMPACT

64

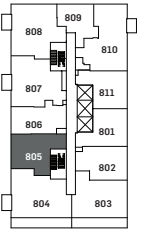
tonnes CO<sub>2</sub>

Daniels  
love where you live™



Level 12,  
16 & 25

Level 09-11,  
13-15, 17-24



Level 08



Drawings are not to scale. All areas and stated room dimensions are approximate. Note: Actual usable floor space may vary from the stated floor area. Floor area is measured in accordance with the HCRA directive on floor area calculations. Size and location of windows may vary. The purchaser acknowledges that the actual unit purchased may be a reversed mirror layout of the plan shown. Outdoor area will vary depending on unit location within the building. Illustration is artist's concept. E. & O. E. Please speak with a Sales Representative for details.



DANIELS ON  
**PARLIAMENT**  
[SOUTH TOWER]

**BLACKBURN**  
1BD-A | 1 BEDROOM + DEN

SUITE AREA

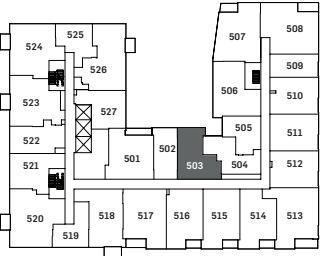
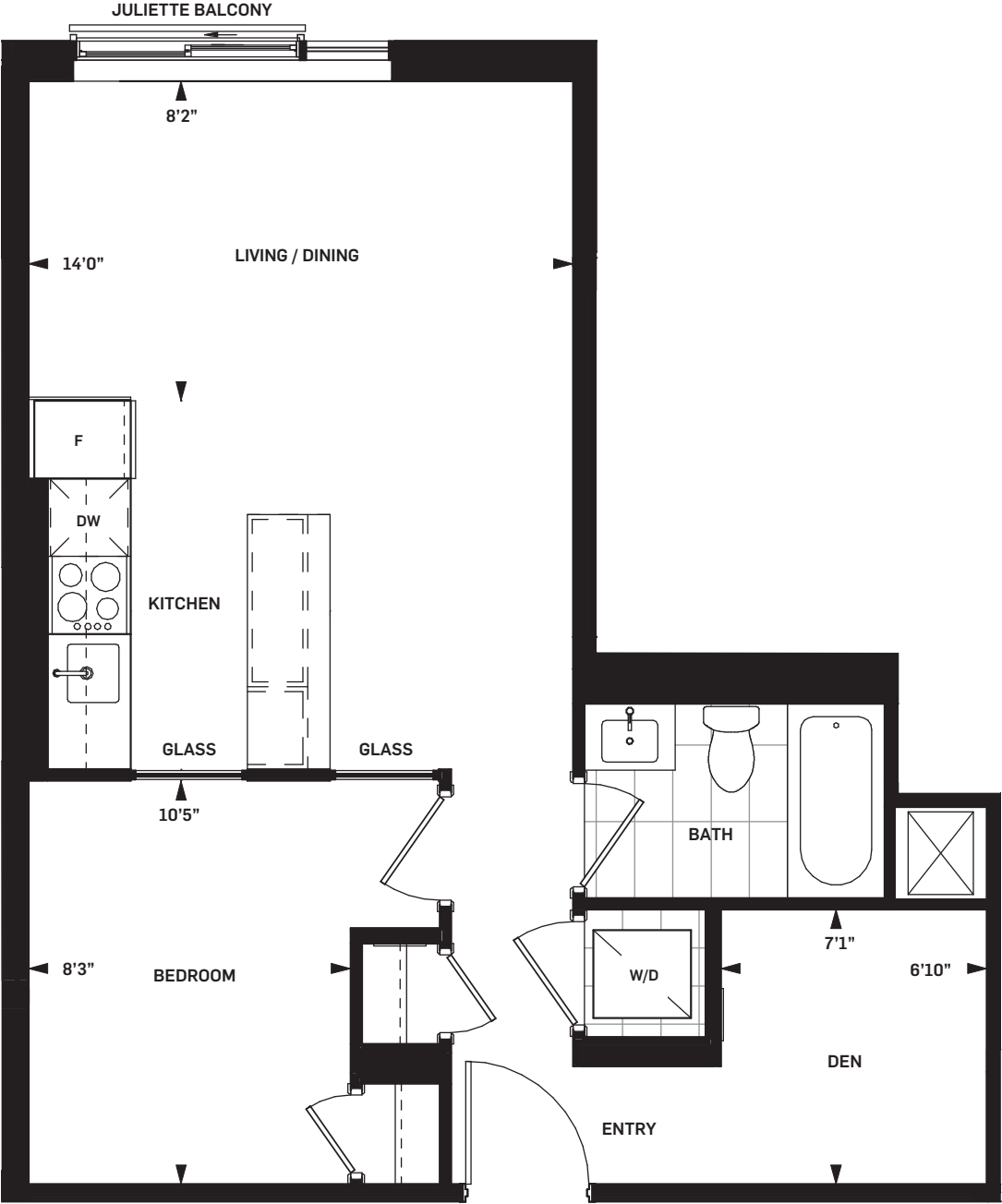
592 sq.ft.

WHOLE LIFE  
CARBON IMPACT

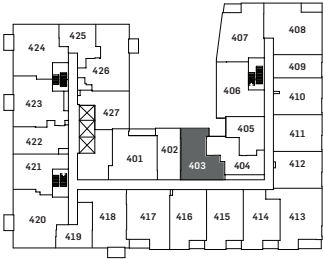
66

tonnes CO<sub>2</sub>

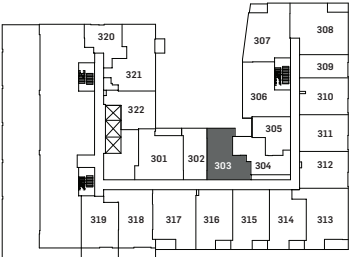
**Daniels**  
love where you live™



Level 05



Level 04



Level 03



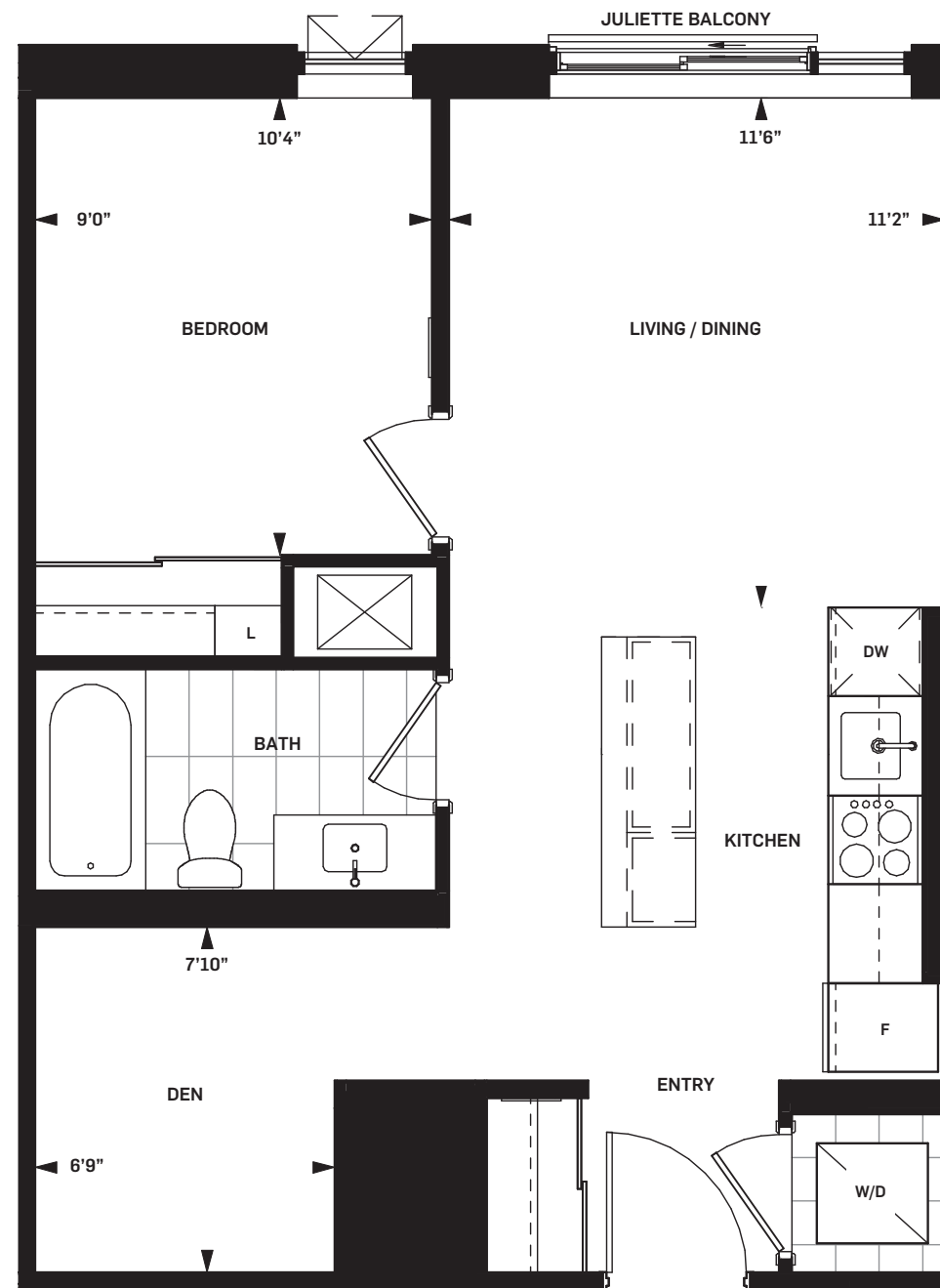
Drawings are not to scale. All areas and stated room dimensions are approximate. Note: Actual usable floor space may vary from the stated floor area. Floor area is measured in accordance with the HCRA directive on floor area calculations. Size and location of windows may vary. The purchaser acknowledges that the actual unit purchased may be a reversed mirror layout of the plan shown. Outdoor area will vary depending on unit location within the building. Illustration is artist's concept. E. & O. E. Please speak with a Sales Representative for details.



**SUITE AREA** **595 sq.ft.**

tonnes CO<sub>2</sub>

**Daniels**  
love where you live™



Drawings are not to scale. All areas and stated room dimensions are approximate. Note: Actual usable floor space may vary from the stated floor area. Floor area is measured in accordance with the HCRA directive on floor area calculations. Size and location of windows may vary. The purchaser acknowledges that the actual unit purchased may be a reversed mirror layout of the plan shown. Outdoor area will vary depending on unit location within the building. Illustration is artist's concept. E. & O. E. Please speak with a Sales Representative for details.





DANIELS ON  
**PARLIAMENT**  
[SOUTH TOWER]

**LANGLEY**  
1BD-D | 1 BEDROOM + DEN

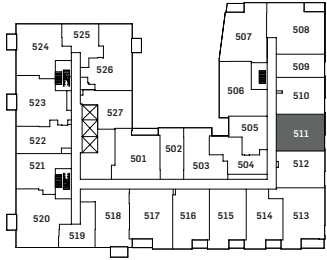
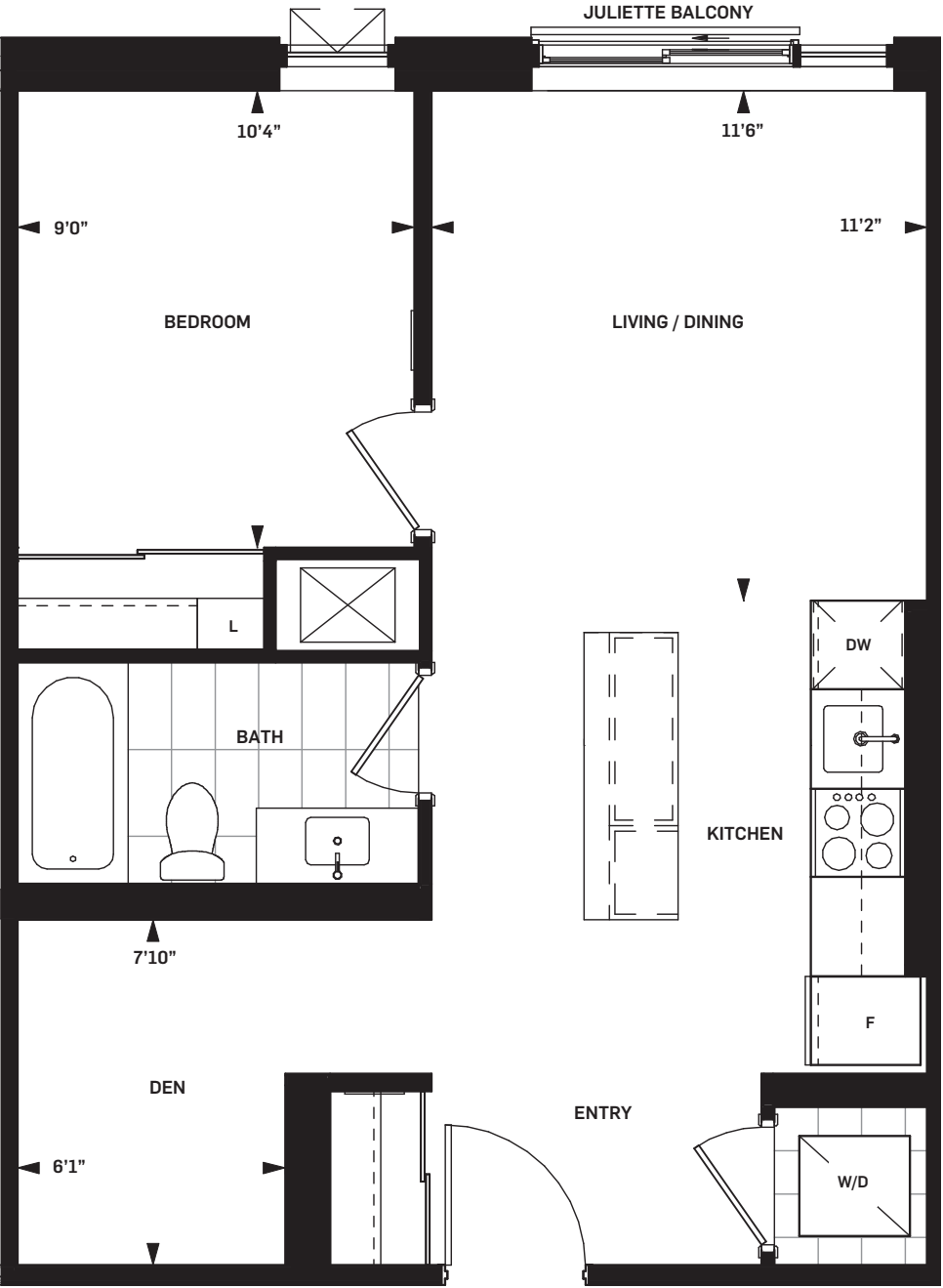
SUITE AREA      603 sq.ft.

WHOLE LIFE  
CARBON IMPACT

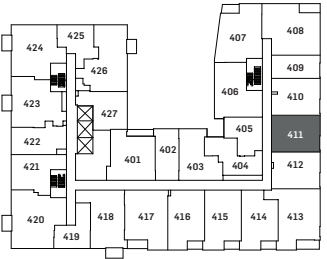
67

tonnes CO<sub>2</sub>

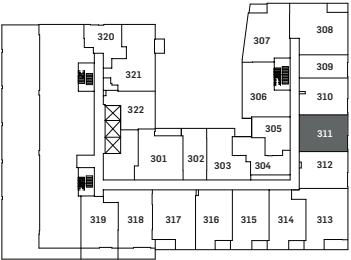
**Daniels**  
love where you live™



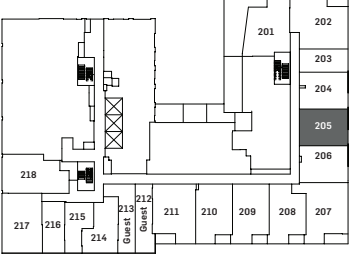
Level 05



Level 04



Level 03



Level 02



Drawings are not to scale. All areas and stated room dimensions are approximate. Note: Actual usable floor space may vary from the stated floor area. Floor area is measured in accordance with the HCRA directive on floor area calculations. Size and location of windows may vary. The purchaser acknowledges that the actual unit purchased may be a reversed mirror layout of the plan shown. Outdoor area will vary depending on unit location within the building. Illustration is artist's concept. E. & O. E. Please speak with a Sales Representative for details.



DANIELS ON  
**PARLIAMENT**  
[SOUTH TOWER]

**HOWLAND**  
1BD-E | 1 BEDROOM + DEN

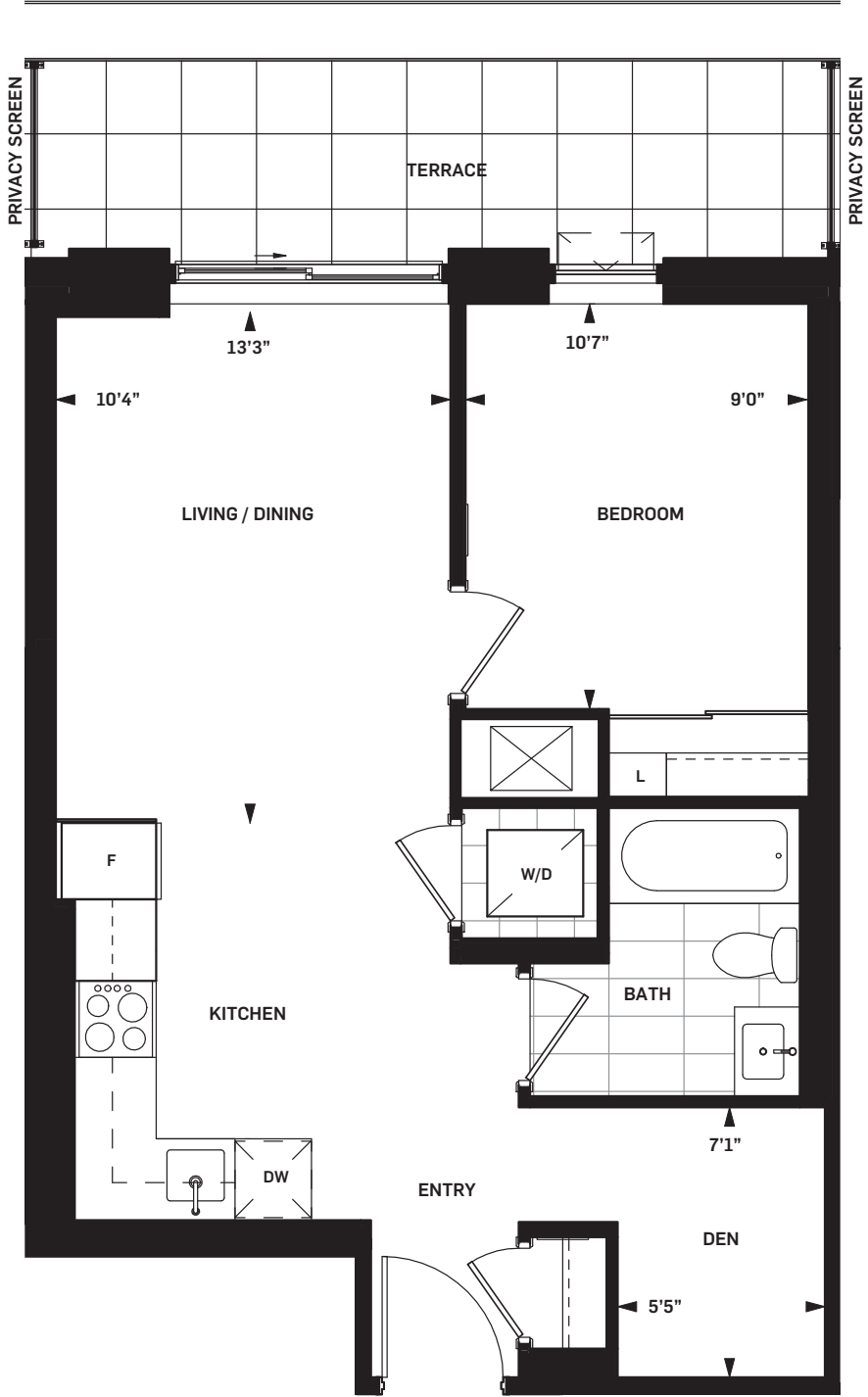
SUITE AREA	618 sq.ft.
OUTDOOR AREA	103 sq.ft.
TOTAL AREA	721 sq.ft.

WHOLE LIFE  
CARBON IMPACT

69

tonnes CO<sub>2</sub>

**Daniels**  
love where you live™



Level 03



Drawings are not to scale. All areas and stated room dimensions are approximate. Note: Actual usable floor space may vary from the stated floor area. Floor area is measured in accordance with the HCRA directive on floor area calculations. Size and location of windows may vary. The purchaser acknowledges that the actual unit purchased may be a reversed mirror layout of the plan shown. Outdoor area will vary depending on unit location within the building. Illustration is artist's concept. E. & O. E. Please speak with a Sales Representative for details.



DANIELS ON  
**PARLIAMENT**  
[SOUTH TOWER]

MILBROOK

1BD-F | 1 BEDROOM + DEN

SUITE AREA

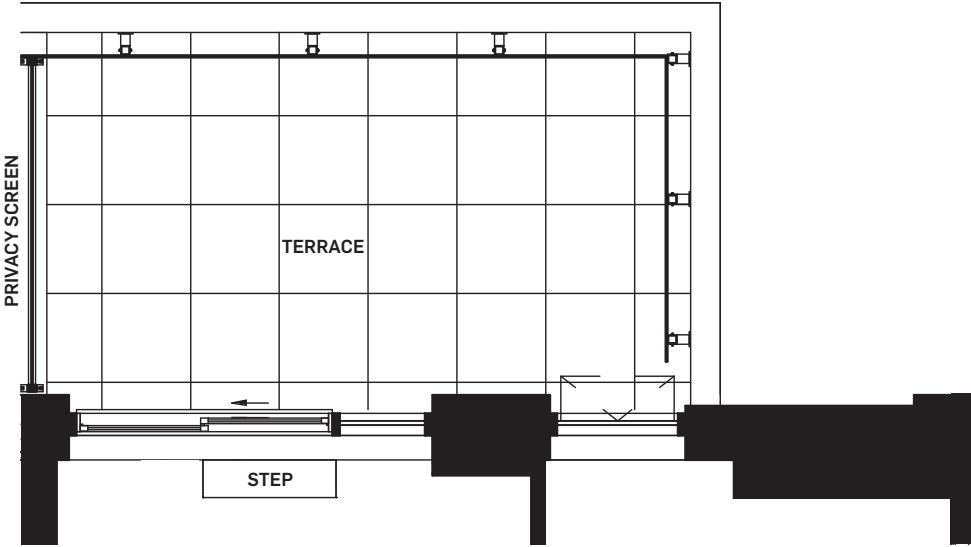
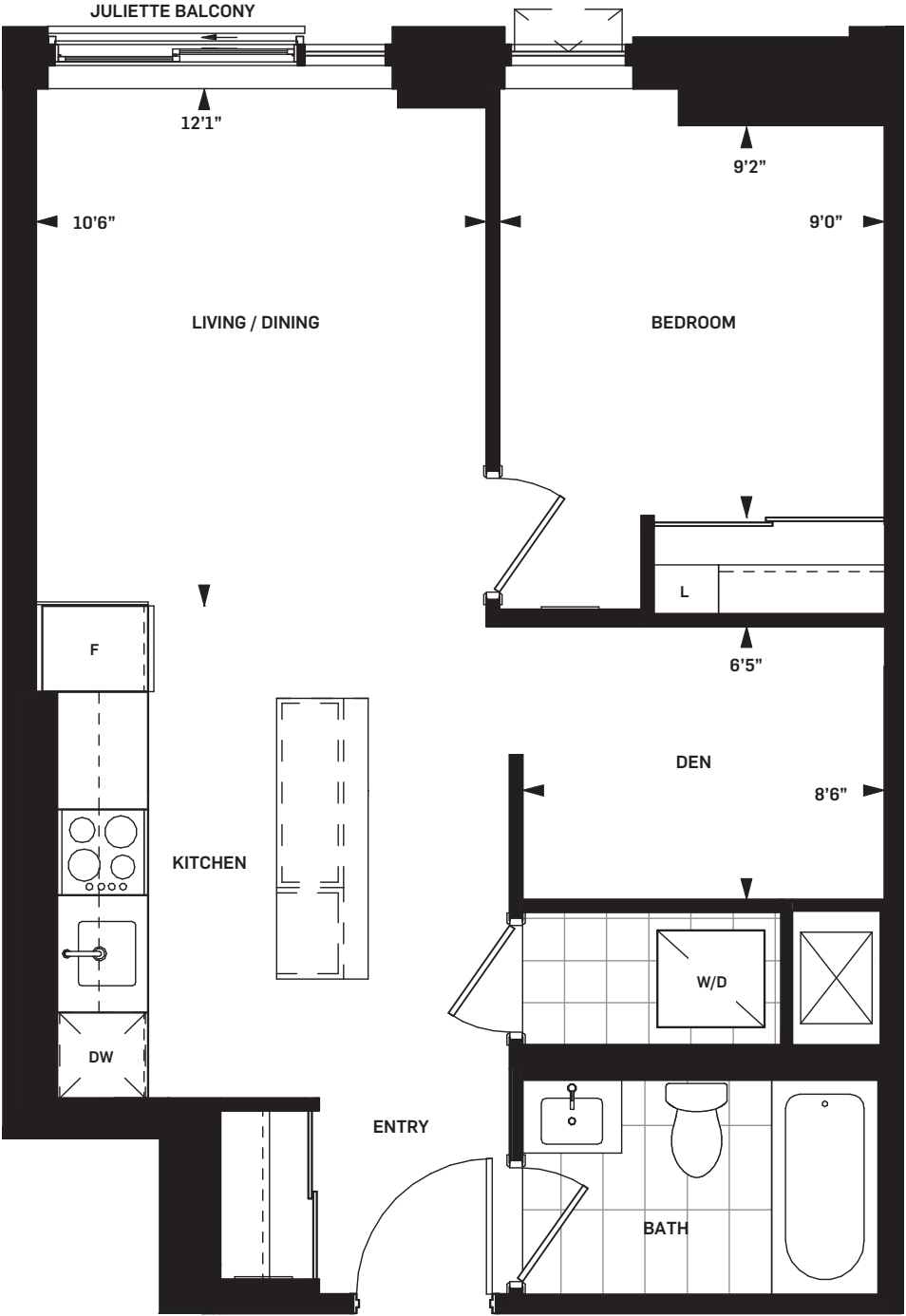
622 sq.ft.

WHOLE LIFE  
CARBON IMPACT

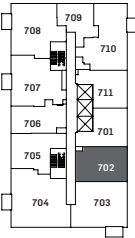
69

tonnes CO<sub>2</sub>

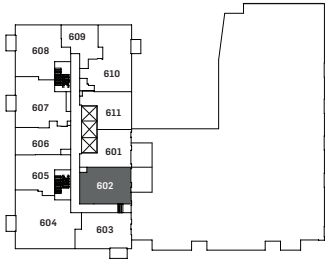
Daniels  
love where you live™



Terrace on Level 6  
SUITE AREA: 622 sq ft  
OUTDOOR AREA: 111 sq ft  
TOTAL AREA: 733 sq ft



Level 07



Level 06



Drawings are not to scale. All areas and stated room dimensions are approximate. Note: Actual usable floor space may vary from the stated floor area. Floor area is measured in accordance with the HCRA directive on floor area calculations. Size and location of windows may vary. The purchaser acknowledges that the actual unit purchased may be a reversed mirror layout of the plan shown. Outdoor area will vary depending on unit location within the building. Illustration is artist's concept. E. & O. E. Please speak with a Sales Representative for details.



DANIELS ON  
PARLIAMENT  
[SOUTH TOWER]

HOGARTH

1BD-G | 1 BEDROOM + DEN

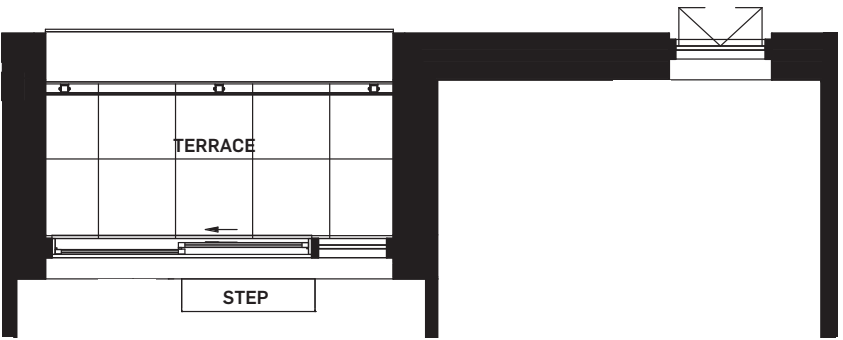
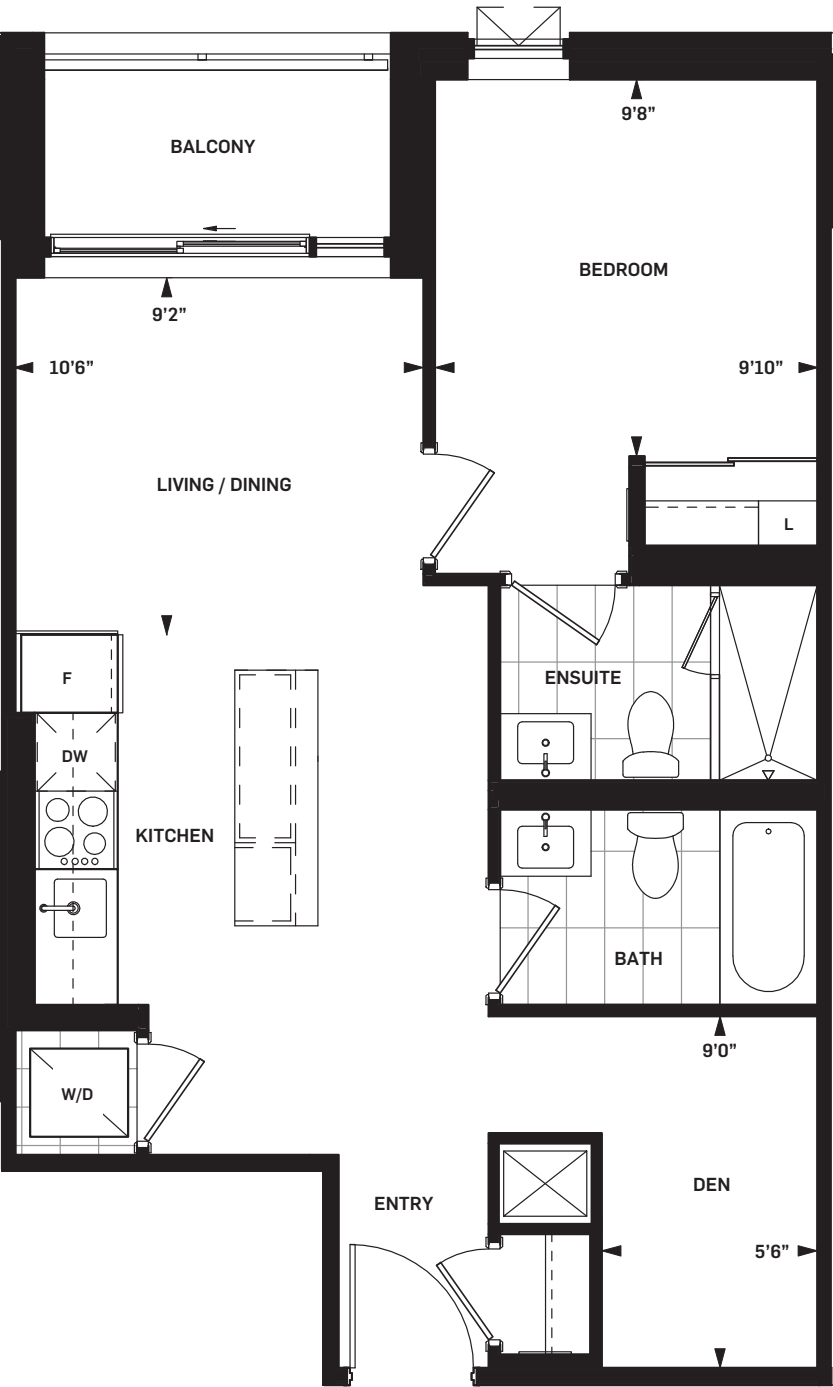
SUITE AREA	647 sq.ft.
OUTDOOR AREA	38 sq.ft.
TOTAL AREA	685 sq.ft.

WHOLE LIFE  
CARBON IMPACT

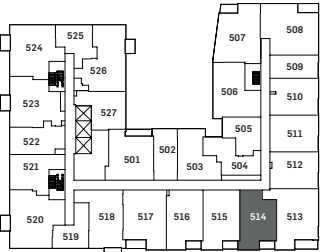
72

tonnes CO<sub>2</sub>

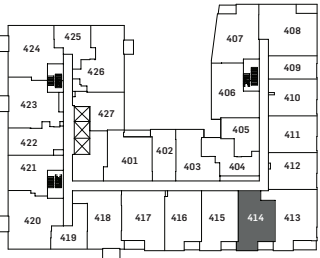
Daniels  
love where you live™



Terrace on Level 2  
SUITE AREA: 647 sq ft  
OUTDOOR AREA: 33 sq ft  
TOTAL AREA: 680 sq ft



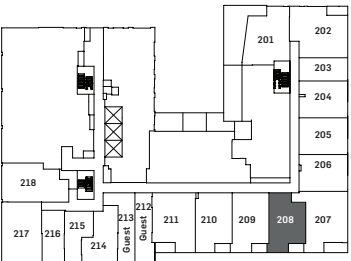
Level 05



Level 04



Level 03



Level 02



Drawings are not to scale. All areas and stated room dimensions are approximate. Note: Actual usable floor space may vary from the stated floor area. Floor area is measured in accordance with the HCRA directive on floor area calculations. Size and location of windows may vary. The purchaser acknowledges that the actual unit purchased may be a reversed mirror layout of the plan shown. Outdoor area will vary depending on unit location within the building. Illustration is artist's concept. E. & O. E. Please speak with a Sales Representative for details.



DANIELS ON  
**PARLIAMENT**  
[SOUTH TOWER]

**BRYDALE**  
2B-F | 2 BEDROOM

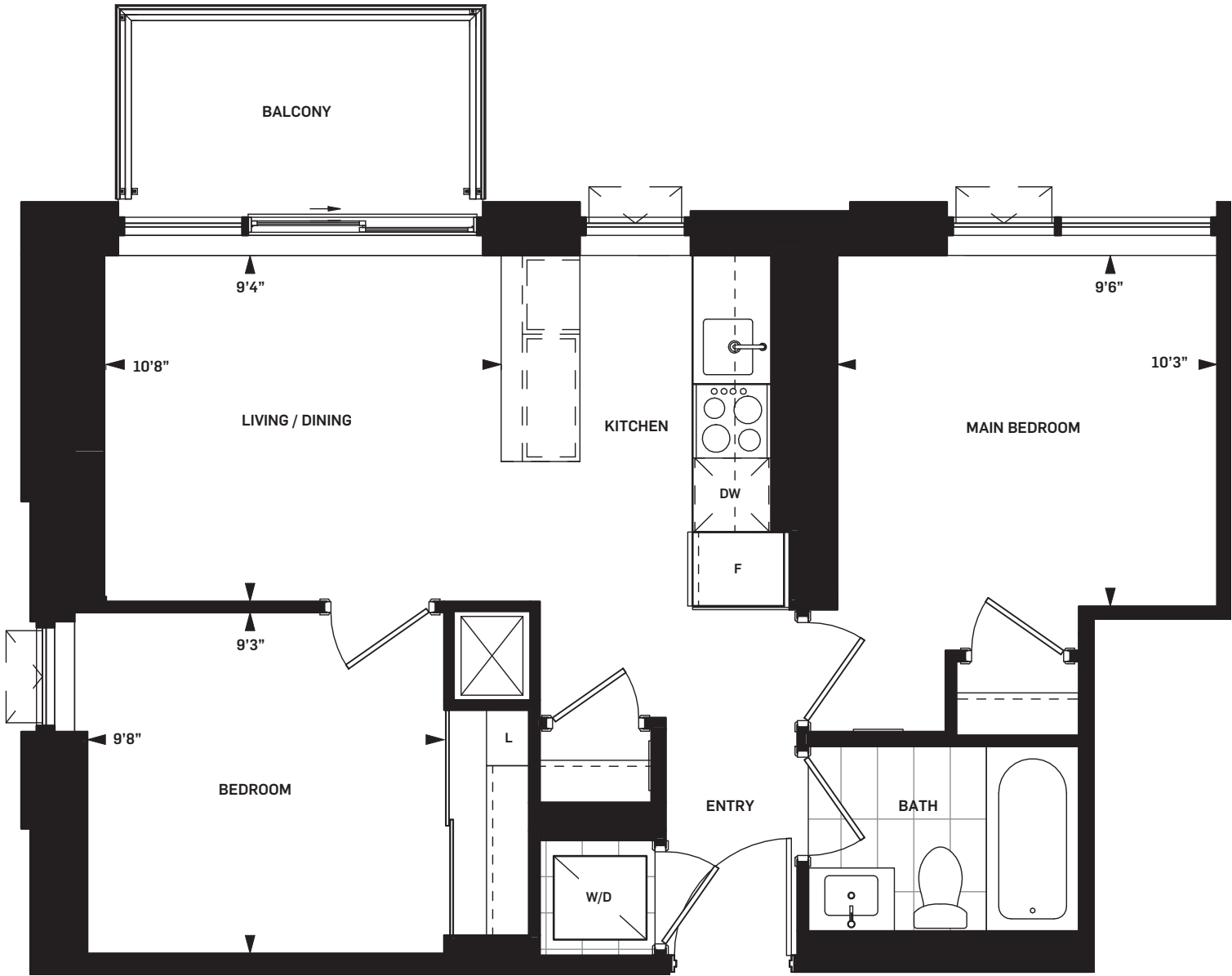
SUITE AREA	640 sq.ft.
OUTDOOR AREA	52 sq.ft.
TOTAL AREA	692 sq.ft.

WHOLE LIFE  
CARBON IMPACT

**71**

tonnes CO<sub>2</sub>

**Daniels**  
love where you live™



Level 06



Drawings are not to scale. All areas and stated room dimensions are approximate. Note: Actual usable floor space may vary from the stated floor area. Floor area is measured in accordance with the HCRA directive on floor area calculations. Size and location of windows may vary. The purchaser acknowledges that the actual unit purchased may be a reversed mirror layout of the plan shown. Outdoor area will vary depending on unit location within the building. Illustration is artist's concept. E. & O. E. Please speak with a Sales Representative for details.





DANIELS ON  
**PARLIAMENT**  
[SOUTH TOWER]

**FAIRVIEW**  
2B-G | 2 BEDROOM

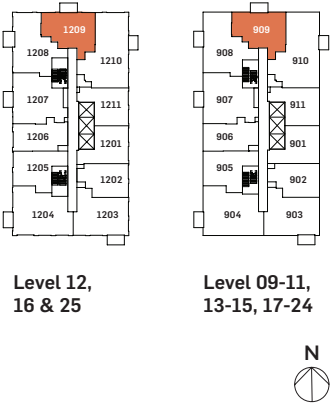
SUITE AREA	644 sq.ft.
OUTDOOR AREA	48 sq.ft.
TOTAL AREA	692 sq.ft.

WHOLE LIFE  
CARBON IMPACT

**71**

tonnes CO<sub>2</sub>

**Daniels**  
love where you live™



Drawings are not to scale. All areas and stated room dimensions are approximate. Note: Actual usable floor space may vary from the stated floor area. Floor area is measured in accordance with the HCRA directive on floor area calculations. Size and location of windows may vary. The purchaser acknowledges that the actual unit purchased may be a reversed mirror layout of the plan shown. Outdoor area will vary depending on unit location within the building. Illustration is artist's concept. E. & O. E. Please speak with a Sales Representative for details.



DANIELS ON  
**PARLIAMENT**  
[ SOUTH TOWER ]

**WOLFREY**  
2B-J | 2 BEDROOM

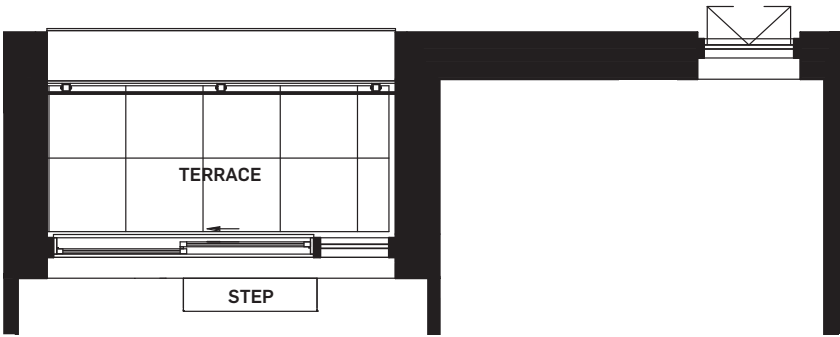
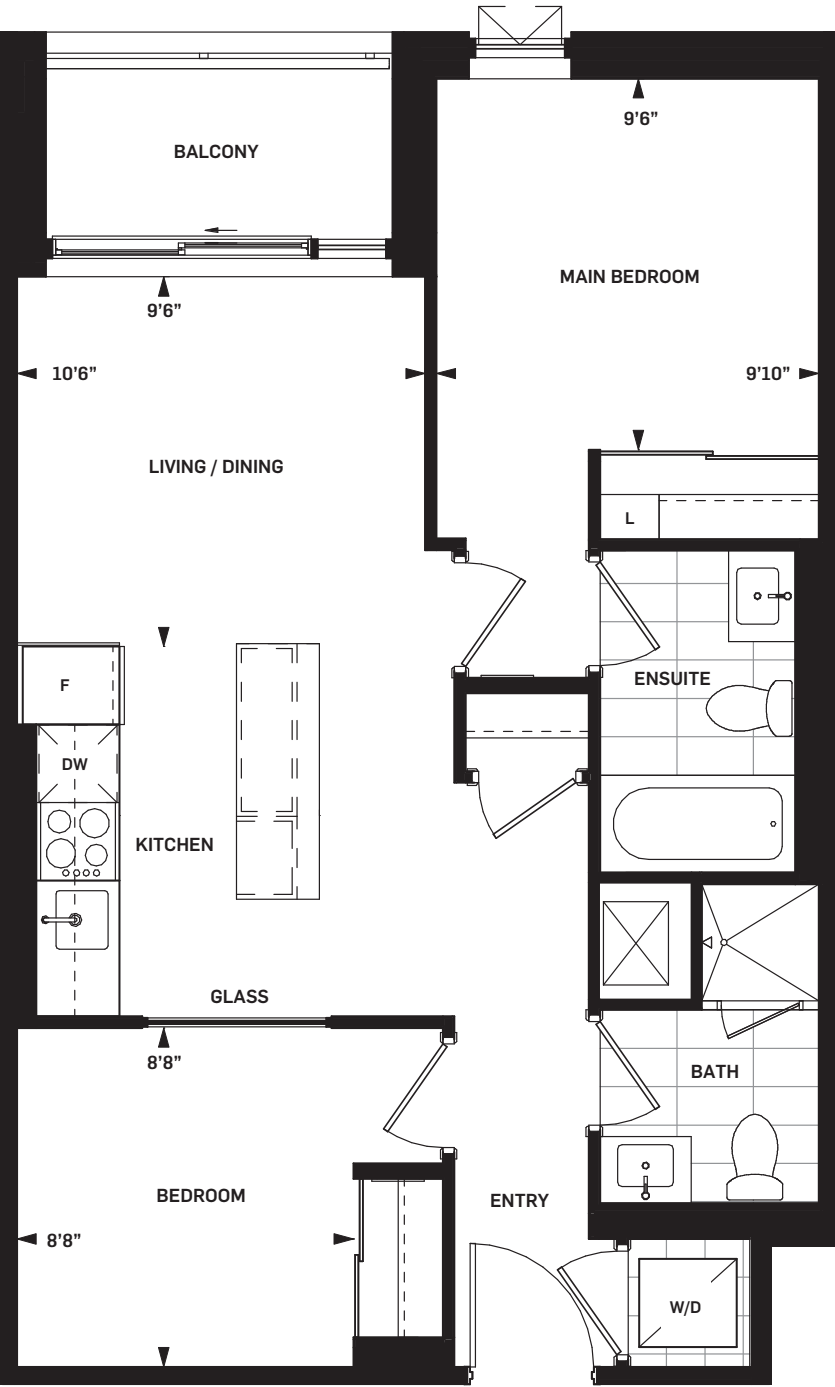
**SUITE AREA** 682 sq.ft.  
**OUTDOOR AREA** 39 sq.ft.  
**TOTAL AREA** 721 sq.ft.

WHOLE LIFE  
CARBON IMPACT

**76**

tonnes CO<sub>2</sub>

**Daniels**  
love where you live™



Terrace on Level 2  
SUITE AREA: 682 sq ft  
OUTDOOR AREA: 33 sq ft  
TOTAL AREA: 715 sq ft



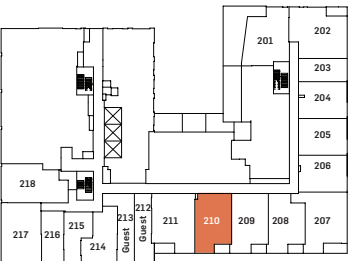
Level 05



Level 04



Level 03



Level 02



Drawings are not to scale. All areas and stated room dimensions are approximate. Note: Actual usable floor space may vary from the stated floor area. Floor area is measured in accordance with the HCRA directive on floor area calculations. Size and location of windows may vary. The purchaser acknowledges that the actual unit purchased may be a reversed mirror layout of the plan shown. Outdoor area will vary depending on unit location within the building. Illustration is artist's concept. E. & O. E. Please speak with a Sales Representative for details.



DANIELS ON  
PARLIAMENT  
[SOUTH TOWER]

**BOWDEN**

2B-K | 2 BEDROOM

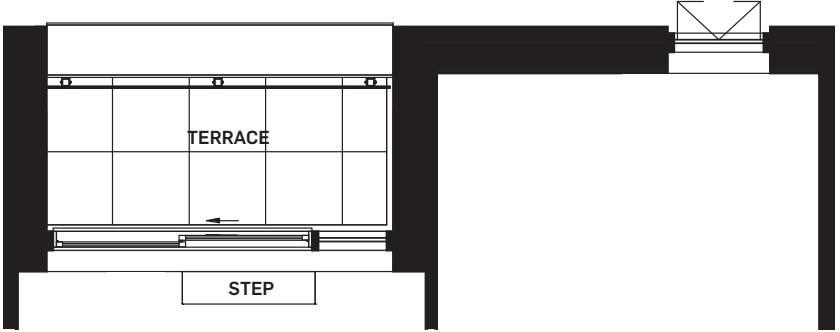
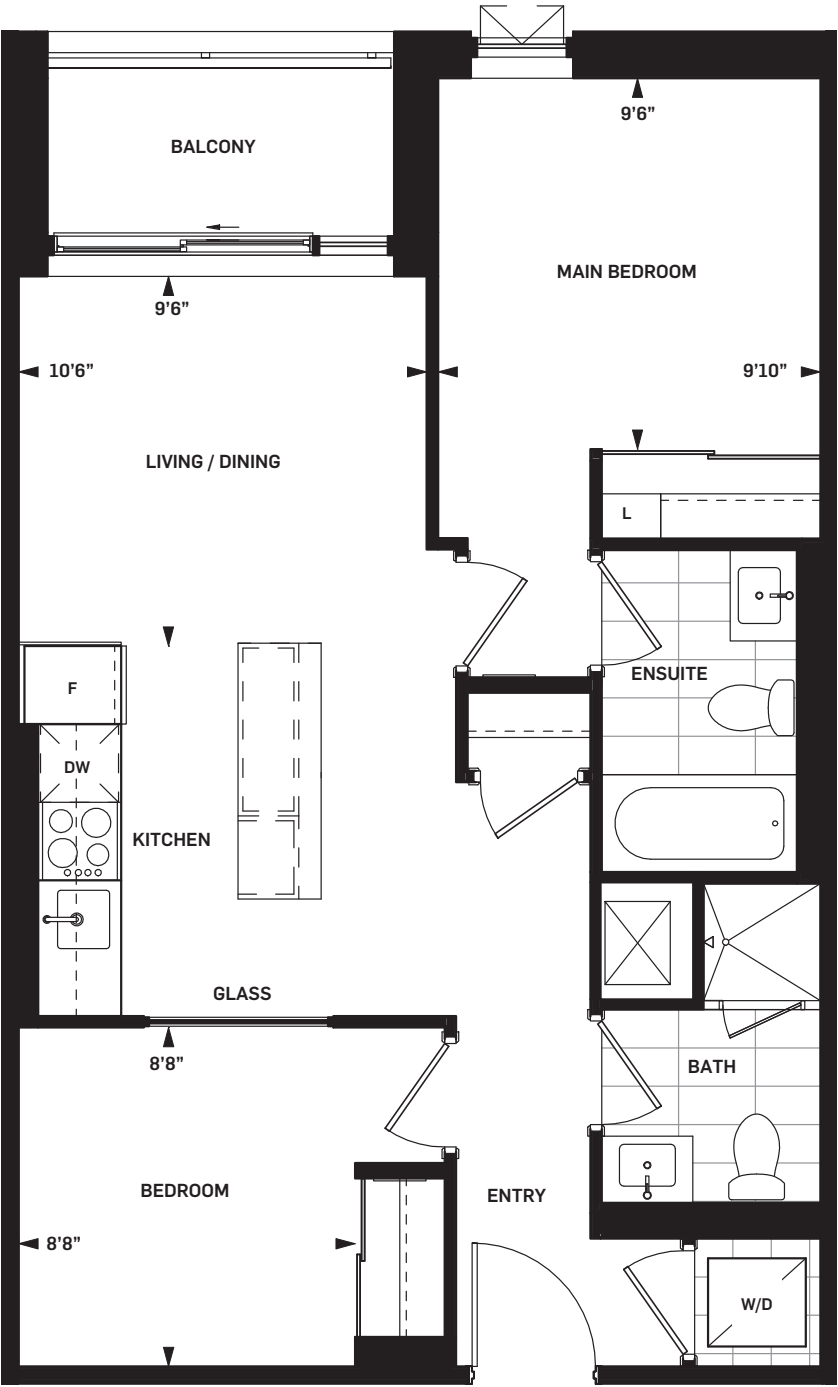
**SUITE AREA** 693 sq.ft.  
**OUTDOOR AREA** 38 sq.ft.  
**TOTAL AREA** 731 sq.ft.

WHOLE LIFE  
CARBON IMPACT

**77**

tonnes CO<sub>2</sub>

**Daniels**  
love where you live™



Terraace on Level 2  
SUITE AREA: 693 sq ft  
OUTDOOR AREA: 33 sq ft  
TOTAL AREA: 726 sq ft



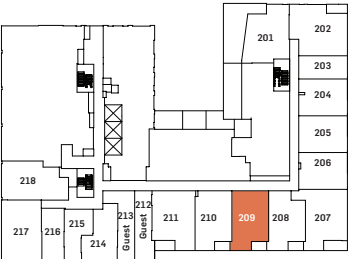
Level 05



Level 04



Level 03



Level 02



Drawings are not to scale. All areas and stated room dimensions are approximate. Note: Actual usable floor space may vary from the stated floor area. Floor area is measured in accordance with the HCRA directive on floor area calculations. Size and location of windows may vary. The purchaser acknowledges that the actual unit purchased may be a reversed mirror layout of the plan shown. Outdoor area will vary depending on unit location within the building. Illustration is artist's concept. E. & O. E. Please speak with a Sales Representative for details.



DANIELS ON  
**PARLIAMENT**  
[ SOUTH TOWER ]

**HAMPTON**  
2B-P | 2 BEDROOM

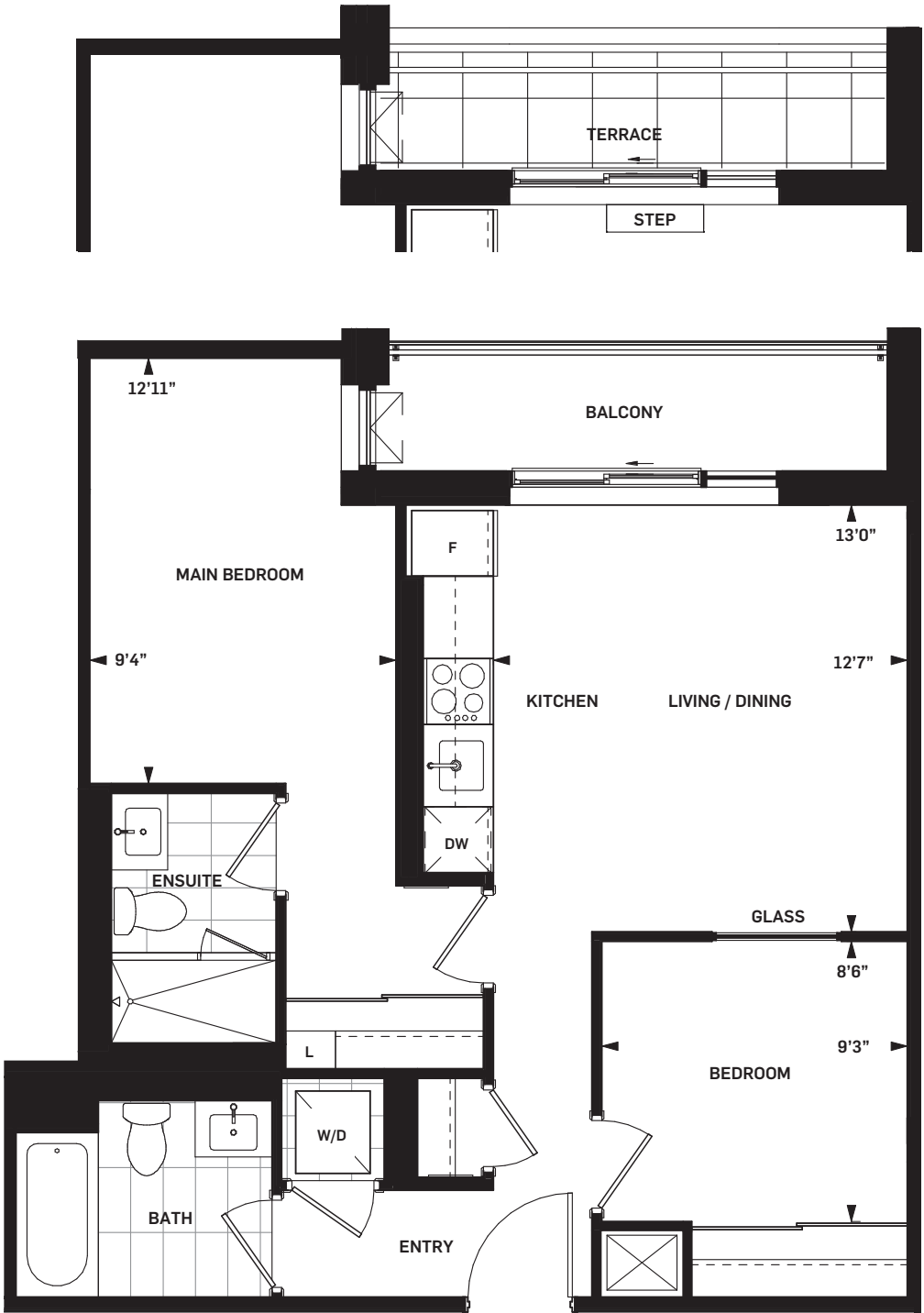
<b>SUITE AREA</b>	723 sq.ft.
<b>OUTDOOR AREA</b>	54 sq.ft.
<b>TOTAL AREA</b>	777 sq.ft.

WHOLE LIFE  
CARBON IMPACT

**80**

tonnes CO<sub>2</sub>

**Daniels**  
love where you live™



Terrace on Level 3  
SUITE AREA: 723 sq ft  
OUTDOOR AREA: 51 sq ft  
TOTAL AREA: 774 sq ft



Level 05



Level 04



Level 03



Drawings are not to scale. All areas and stated room dimensions are approximate. Note: Actual usable floor space may vary from the stated floor area. Floor area is measured in accordance with the HCRA directive on floor area calculations. Size and location of windows may vary. The purchaser acknowledges that the actual unit purchased may be a reversed mirror layout of the plan shown. Outdoor area will vary depending on unit location within the building. Illustration is artist's concept. E. & O. E. Please speak with a Sales Representative for details.



DANIELS ON  
**PARLIAMENT**  
[ SOUTH TOWER ]

**GARNOCK**  
2B-Q | 2 BEDROOM

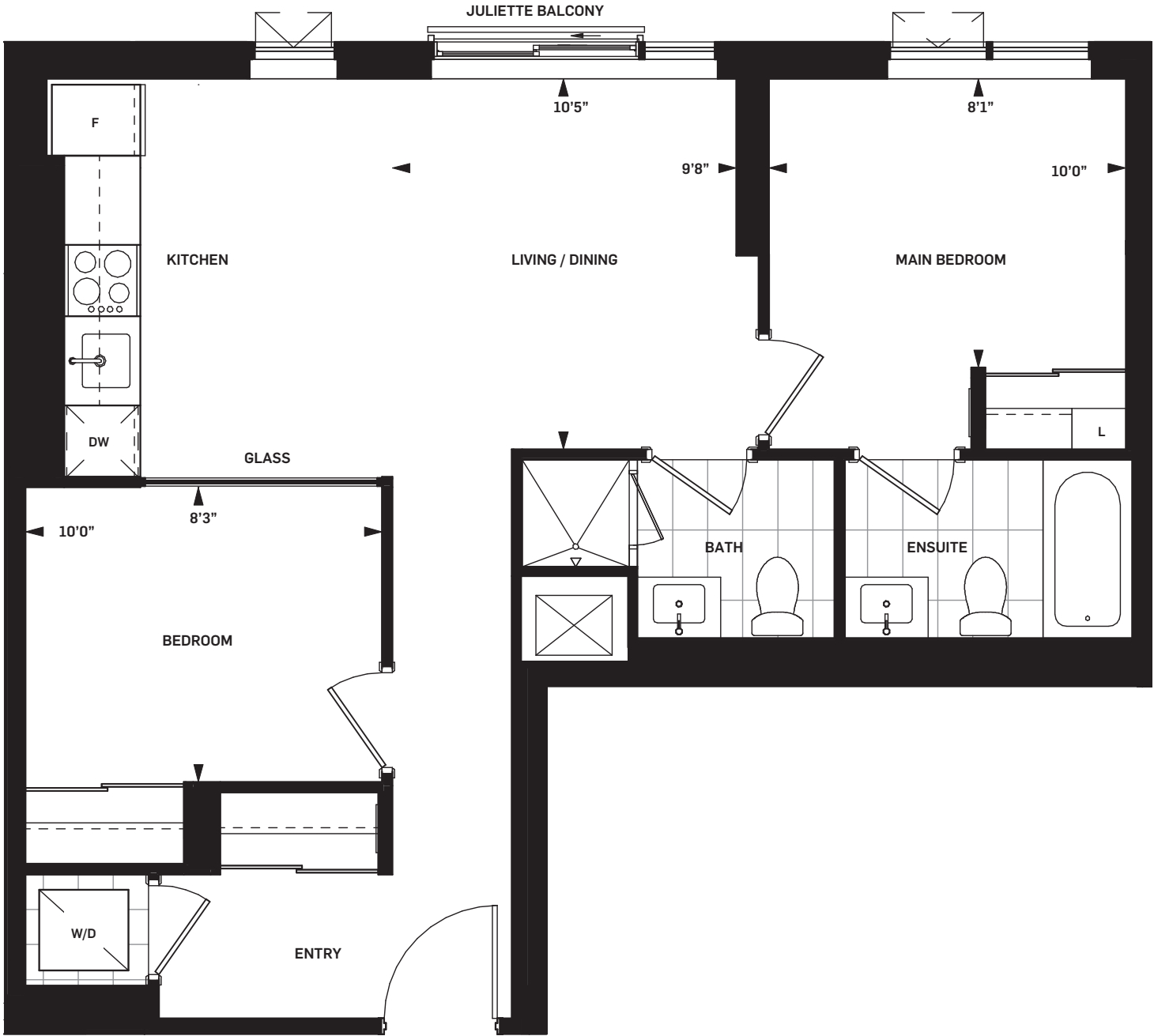
**SUITE AREA** 737 sq.ft.

**WHOLE LIFE  
CARBON IMPACT**

**82**

tonnes CO<sub>2</sub>

**Daniels**  
love where you live™



Level 05



Level 04



Level 03



Drawings are not to scale. All areas and stated room dimensions are approximate. Note: Actual usable floor space may vary from the stated floor area. Floor area is measured in accordance with the HCRA directive on floor area calculations. Size and location of windows may vary. The purchaser acknowledges that the actual unit purchased may be a reversed mirror layout of the plan shown. Outdoor area will vary depending on unit location within the building. Illustration is artist's concept. E. & O. E. Please speak with a Sales Representative for details.





DANIELS ON  
**PARLIAMENT**  
[ SOUTH TOWER ]

**GRANDVIEW**  
2B-T | 2 BEDROOM

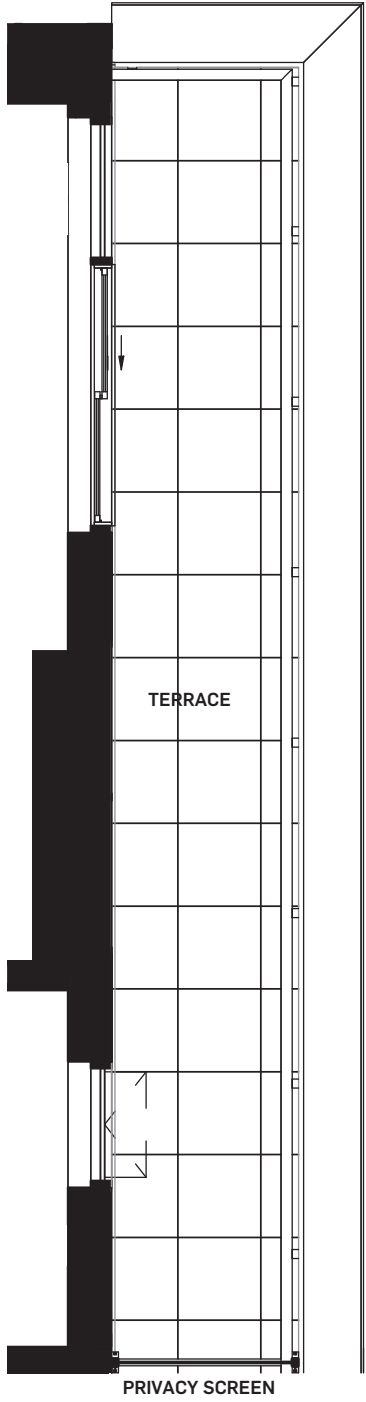
**SUITE AREA** 740 sq.ft.  
**OUTDOOR AREA** 47 sq.ft.  
**TOTAL AREA** 787 sq.ft.

**WHOLE LIFE  
CARBON IMPACT**

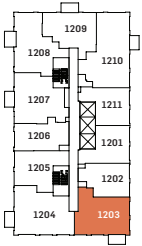
**82**

tonnes CO<sub>2</sub>

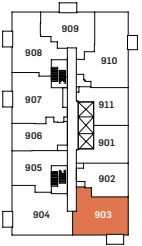
**Daniels**  
love where you live™



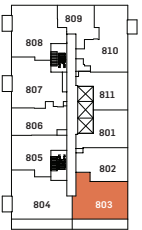
Terrace on Level 8  
SUITE AREA: 740 sq ft  
OUTDOOR AREA: 123 sq ft  
TOTAL AREA: 863 sq ft



Level 12,  
16 & 25



Level 09-11,  
13-15, 17-24



Level 08



Drawings are not to scale. All areas and stated room dimensions are approximate. Note: Actual usable floor space may vary from the stated floor area. Floor area is measured in accordance with the HCRA directive on floor area calculations. Size and location of windows may vary. The purchaser acknowledges that the actual unit purchased may be a reversed mirror layout of the plan shown. Outdoor area will vary depending on unit location within the building. Illustration is artist's concept. E. & O. E. Please speak with a Sales Representative for details.



DANIELS ON  
**PARLIAMENT**  
[SOUTH TOWER]

**SPARKHALL**  
2B-U | 2 BEDROOM

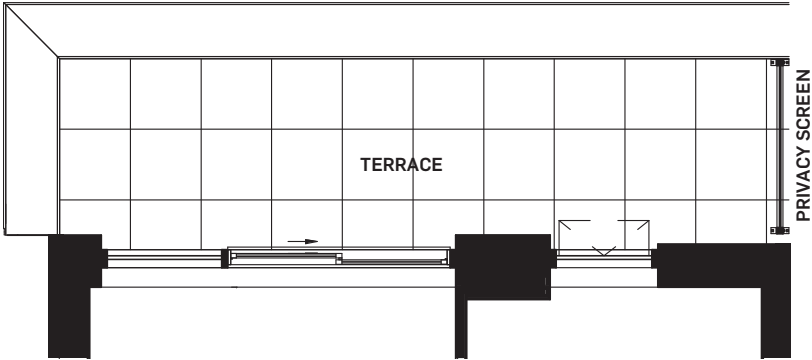
SUITE AREA	740 sq.ft.
OUTDOOR AREA	52 sq.ft.
TOTAL AREA	792 sq.ft.

WHOLE LIFE  
CARBON IMPACT

**82**

tonnes CO<sub>2</sub>

**Daniels**  
love where you live™



Terrace on Level 3  
SUITE AREA: 740 sq ft  
OUTDOOR AREA: 99 sq ft  
TOTAL AREA: 839 sq ft



Level 05



Level 04



Level 03



Drawings are not to scale. All areas and stated room dimensions are approximate. Note: Actual usable floor space may vary from the stated floor area. Floor area is measured in accordance with the HCRA directive on floor area calculations. Size and location of windows may vary. The purchaser acknowledges that the actual unit purchased may be a reversed mirror layout of the plan shown. Outdoor area will vary depending on unit location within the building. Illustration is artist's concept. E. & O. E. Please speak with a Sales Representative for details.



DANIELS ON  
**PARLIAMENT**  
[SOUTH TOWER]

**INGHAM**

2B-X | 2 BEDROOM

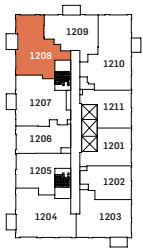
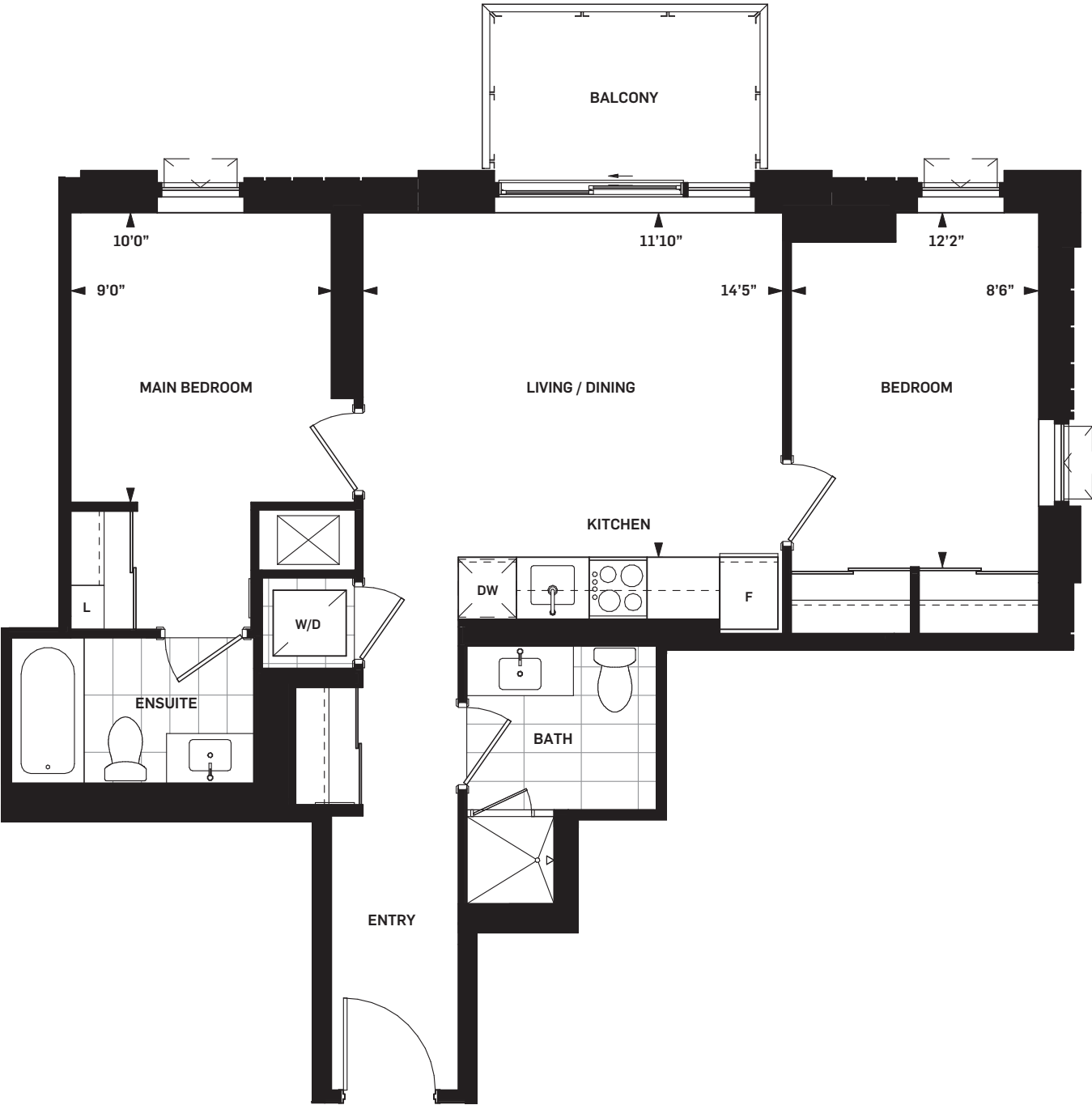
SUITE AREA	776 sq.ft.
OUTDOOR AREA	52 sq.ft.
TOTAL AREA	828 sq.ft.

WHOLE LIFE  
CARBON IMPACT

**86**

tonnes CO<sub>2</sub>

**Daniels**  
love where you live™



Level 12,  
16 & 25



Drawings are not to scale. All areas and stated room dimensions are approximate. Note: Actual usable floor space may vary from the stated floor area. Floor area is measured in accordance with the HCRA directive on floor area calculations. Size and location of windows may vary. The purchaser acknowledges that the actual unit purchased may be a reversed mirror layout of the plan shown. Outdoor area will vary depending on unit location within the building. Illustration is artist's concept. E. & O. E. Please speak with a Sales Representative for details.



DANIELS ON  
**PARLIAMENT**  
[SOUTH TOWER]

**LOGAN**  
2B-Y | 2 BEDROOM

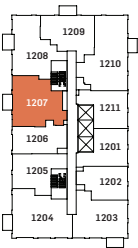
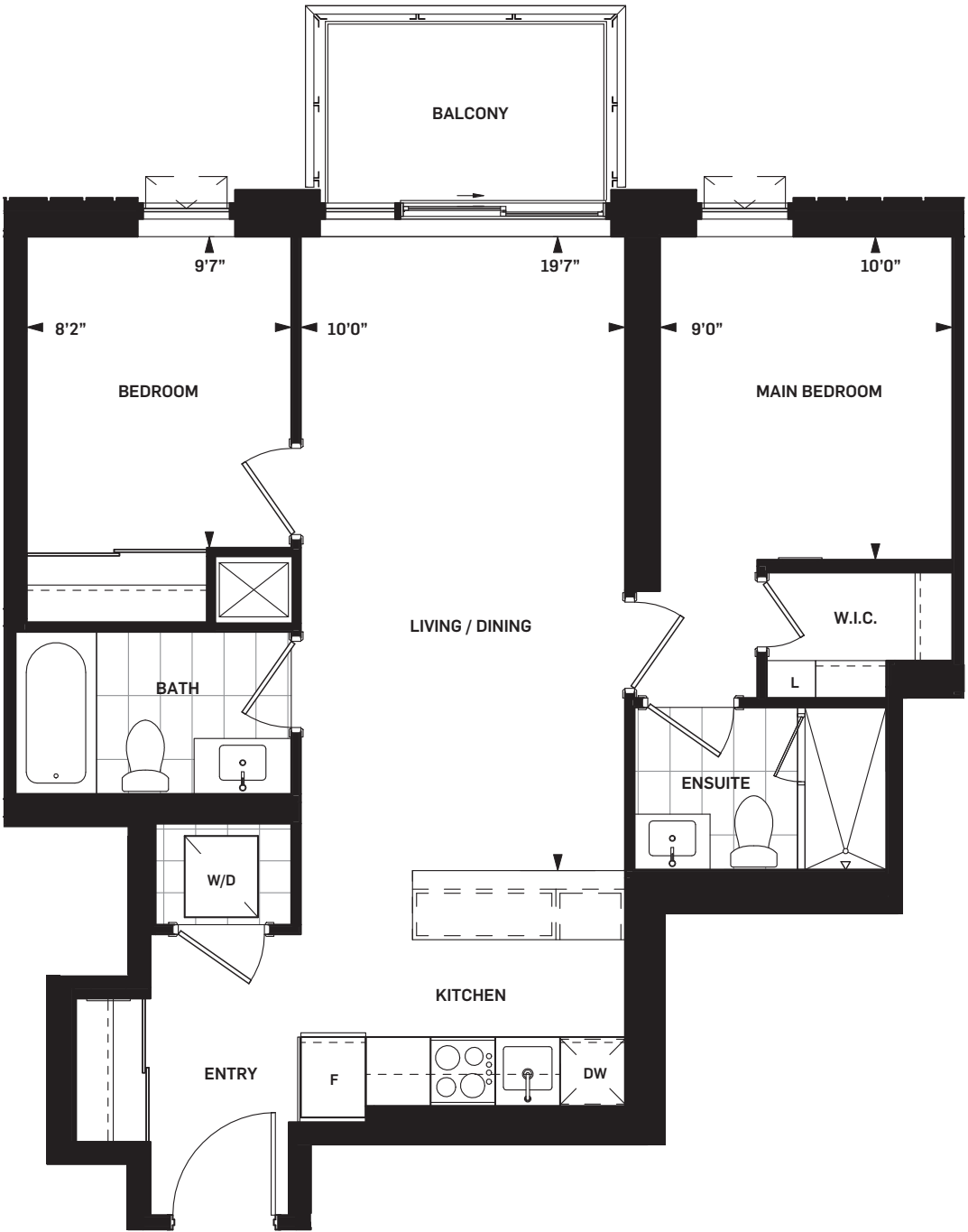
SUITE AREA	790 sq.ft.
OUTDOOR AREA	51 sq.ft.
TOTAL AREA	841 sq.ft.

WHOLE LIFE  
CARBON IMPACT

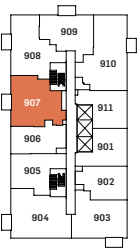
**88**

tonnes CO<sub>2</sub>

**Daniels**  
love where you live™



Level 12,  
16 & 25



Level 09-11,  
13-15, 17-24



Drawings are not to scale. All areas and stated room dimensions are approximate. Note: Actual usable floor space may vary from the stated floor area. Floor area is measured in accordance with the HCRA directive on floor area calculations. Size and location of windows may vary. The purchaser acknowledges that the actual unit purchased may be a reversed mirror layout of the plan shown. Outdoor area will vary depending on unit location within the building. Illustration is artist's concept. E. & O. E. Please speak with a Sales Representative for details.



DANIELS ON  
**PARLIAMENT**  
[ SOUTH TOWER ]

**BOULTON**  
2B-Z | 2 BEDROOM

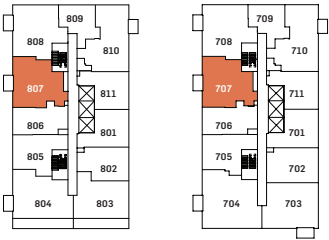
SUITE AREA	791 sq.ft.
OUTDOOR AREA	41 sq.ft.
TOTAL AREA	832 sq.ft.

WHOLE LIFE  
CARBON IMPACT

**88**

tonnes CO<sub>2</sub>

**Daniels**  
love where you live™



Level 08

Level 07



Level 06



Level 05



Level 04



Drawings are not to scale. All areas and stated room dimensions are approximate. Note: Actual usable floor space may vary from the stated floor area. Floor area is measured in accordance with the HCRA directive on floor area calculations. Size and location of windows may vary. The purchaser acknowledges that the actual unit purchased may be a reversed mirror layout of the plan shown. Outdoor area will vary depending on unit location within the building. Illustration is artist's concept. E. & O. E. Please speak with a Sales Representative for details.





DANIELS ON  
**PARLIAMENT**  
[ SOUTH TOWER ]

**TIVERTON**  
2B-AA | 2 BEDROOM

SUITE AREA	794 sq.ft.
OUTDOOR AREA	45 sq.ft.
TOTAL AREA	839 sq.ft.

WHOLE LIFE  
CARBON IMPACT

**88**

tonnes CO<sub>2</sub>

**Daniels**  
love where you live™



Terrace on Level 2  
SUITE AREA: 794 sq ft  
OUTDOOR AREA: 446 sq ft  
TOTAL AREA: 1240 sq ft



Level 04



Level 03



Level 02



Drawings are not to scale. All areas and stated room dimensions are approximate. Note: Actual usable floor space may vary from the stated floor area. Floor area is measured in accordance with the HCRA directive on floor area calculations. Size and location of windows may vary. The purchaser acknowledges that the actual unit purchased may be a reversed mirror layout of the plan shown. Outdoor area will vary depending on unit location within the building. Illustration is artist's concept. E. & O. E. Please speak with a Sales Representative for details.



DANIELS ON  
**PARLIAMENT**  
[SOUTH TOWER]

**WARDELL**

2B-BB (BF) | 2 BEDROOM

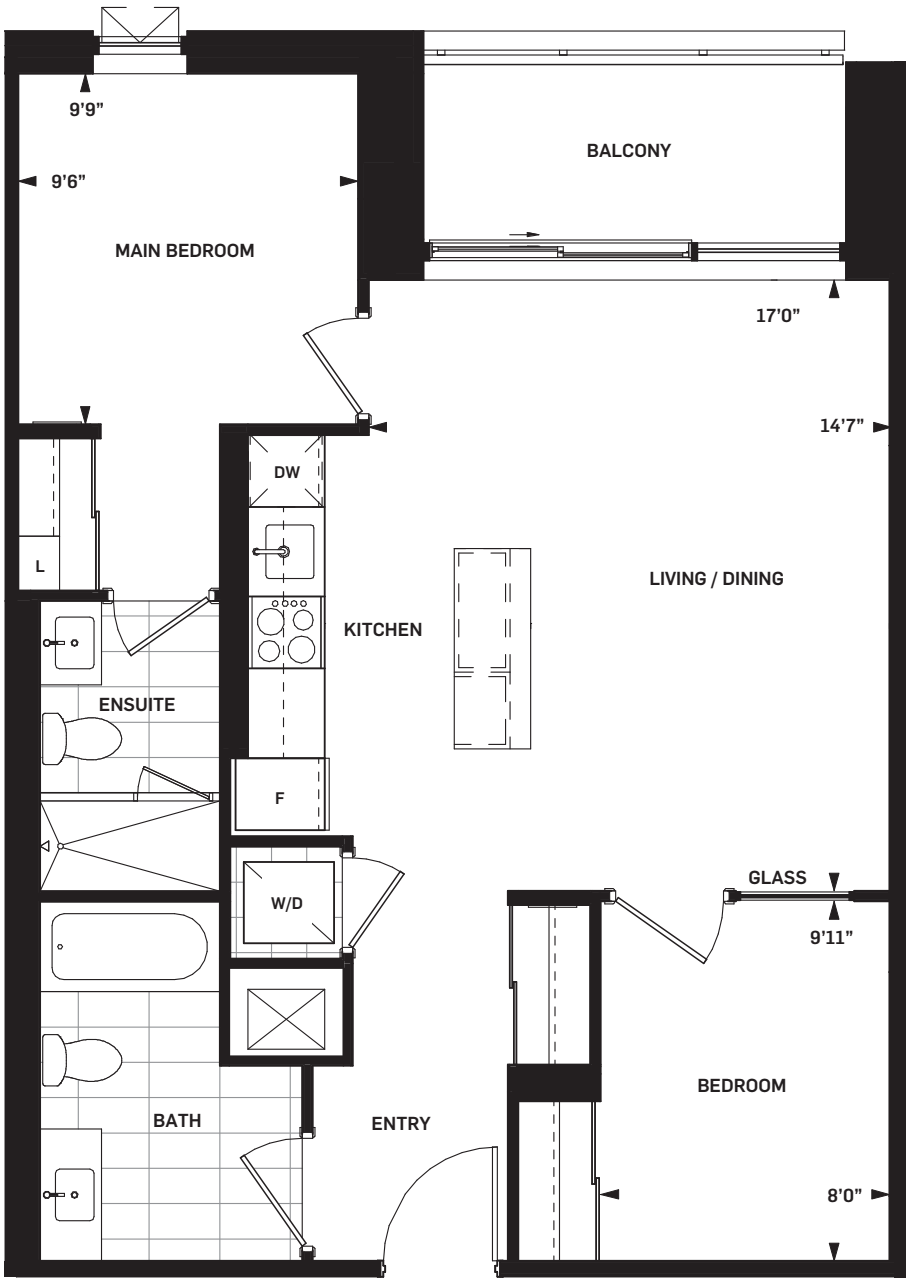
<b>SUITE AREA</b>	795 sq.ft.
<b>OUTDOOR AREA</b>	49 sq.ft.
<b>TOTAL AREA</b>	844 sq.ft.

WHOLE LIFE  
CARBON IMPACT

**88**

tonnes CO<sub>2</sub>

**Daniels**  
love where you live™



Level 05



Level 04



Level 03



Drawings are not to scale. All areas and stated room dimensions are approximate. Note: Actual usable floor space may vary from the stated floor area. Floor area is measured in accordance with the HCRA directive on floor area calculations. Size and location of windows may vary. The purchaser acknowledges that the actual unit purchased may be a reversed mirror layout of the plan shown. Outdoor area will vary depending on unit location within the building. Illustration is artist's concept. E. & O. E. Please speak with a Sales Representative for details.



DANIELS ON  
**PARLIAMENT**  
[SOUTH TOWER]

**CORNWALL**  
2B-BB | 2 BEDROOM

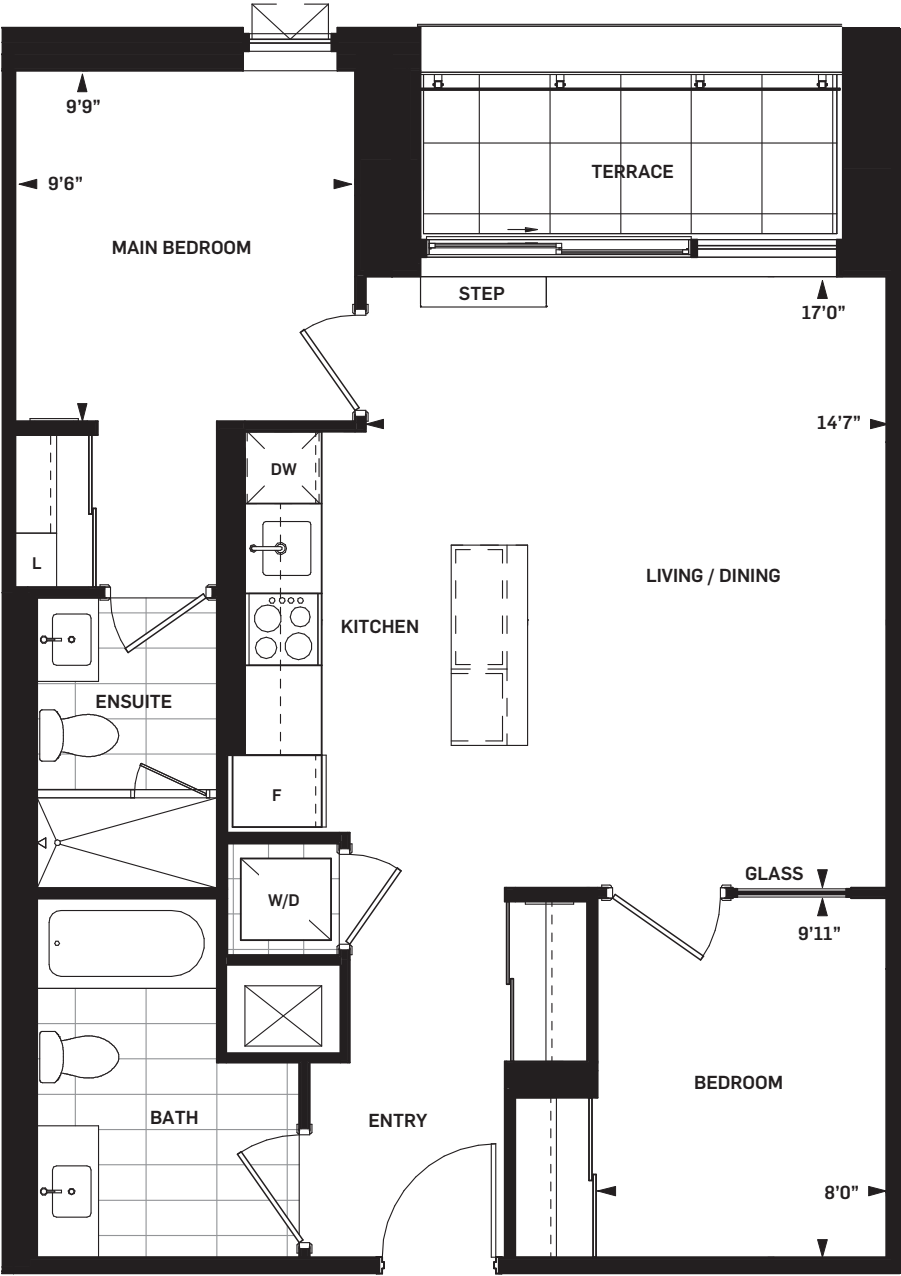
SUITE AREA	795 sq.ft.
OUTDOOR AREA	50 sq.ft.
TOTAL AREA	845 sq.ft.

WHOLE LIFE  
CARBON IMPACT

**88**

tonnes CO<sub>2</sub>

**Daniels**  
love where you live™



Level 02



Drawings are not to scale. All areas and stated room dimensions are approximate. Note: Actual usable floor space may vary from the stated floor area. Floor area is measured in accordance with the HCRA directive on floor area calculations. Size and location of windows may vary. The purchaser acknowledges that the actual unit purchased may be a reversed mirror layout of the plan shown. Outdoor area will vary depending on unit location within the building. Illustration is artist's concept. E. & O. E. Please speak with a Sales Representative for details.



DANIELS ON  
**PARLIAMENT**  
[SOUTH TOWER]

**CLARK**  
2B-CC | 2 BEDROOM

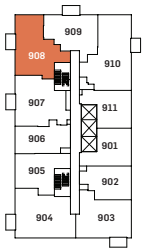
<b>SUITE AREA</b>	796 sq.ft.
<b>OUTDOOR AREA</b>	51 sq.ft.
<b>TOTAL AREA</b>	847 sq.ft.

WHOLE LIFE  
CARBON IMPACT

**88**

tonnes CO<sub>2</sub>

**Daniels**  
love where you live™



Level 09-11,  
13-15, 17-24



Drawings are not to scale. All areas and stated room dimensions are approximate. Note: Actual usable floor space may vary from the stated floor area. Floor area is measured in accordance with the HCRA directive on floor area calculations. Size and location of windows may vary. The purchaser acknowledges that the actual unit purchased may be a reversed mirror layout of the plan shown. Outdoor area will vary depending on unit location within the building. Illustration is artist's concept. E. & O. E. Please speak with a Sales Representative for details.



DANIELS ON  
**PARLIAMENT**  
[SOUTH TOWER]

**LANCASTER**  
2B-FF | 2 BEDROOM

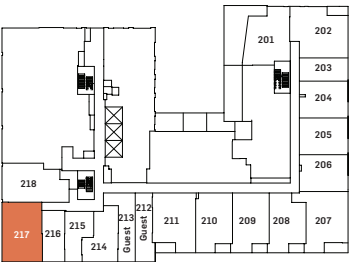
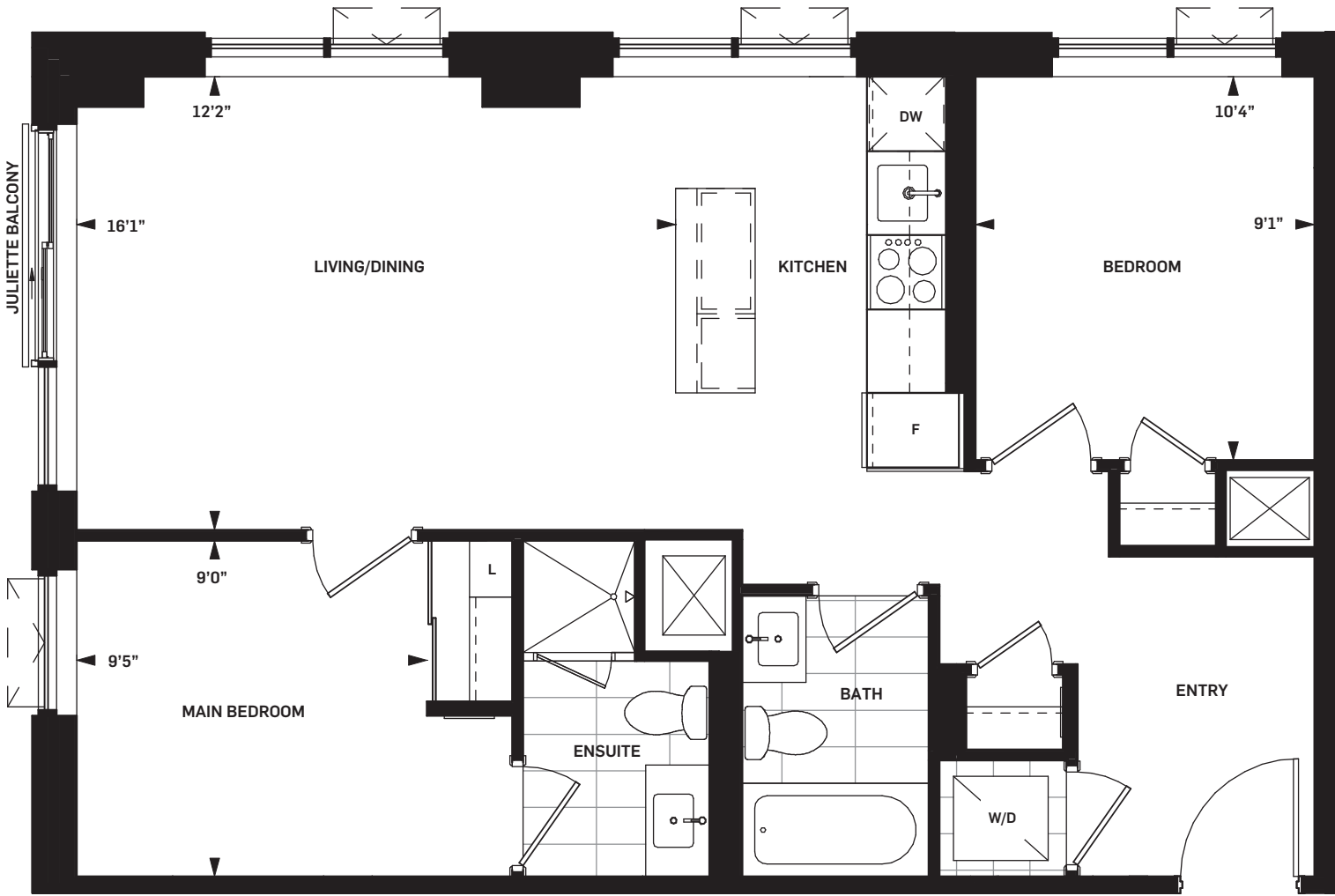
SUITE AREA 810 sq.ft.

WHOLE LIFE  
CARBON IMPACT

**90**

tonnes CO<sub>2</sub>

**Daniels**  
love where you live™



Level 02



Drawings are not to scale. All areas and stated room dimensions are approximate. Note: Actual usable floor space may vary from the stated floor area. Floor area is measured in accordance with the HCRA directive on floor area calculations. Size and location of windows may vary. The purchaser acknowledges that the actual unit purchased may be a reversed mirror layout of the plan shown. Outdoor area will vary depending on unit location within the building. Illustration is artist's concept. E. & O. E. Please speak with a Sales Representative for details.





DANIELS ON  
**PARLIAMENT**  
[SOUTH TOWER]

**SAULTER**  
2B-HH | 2 BEDROOM

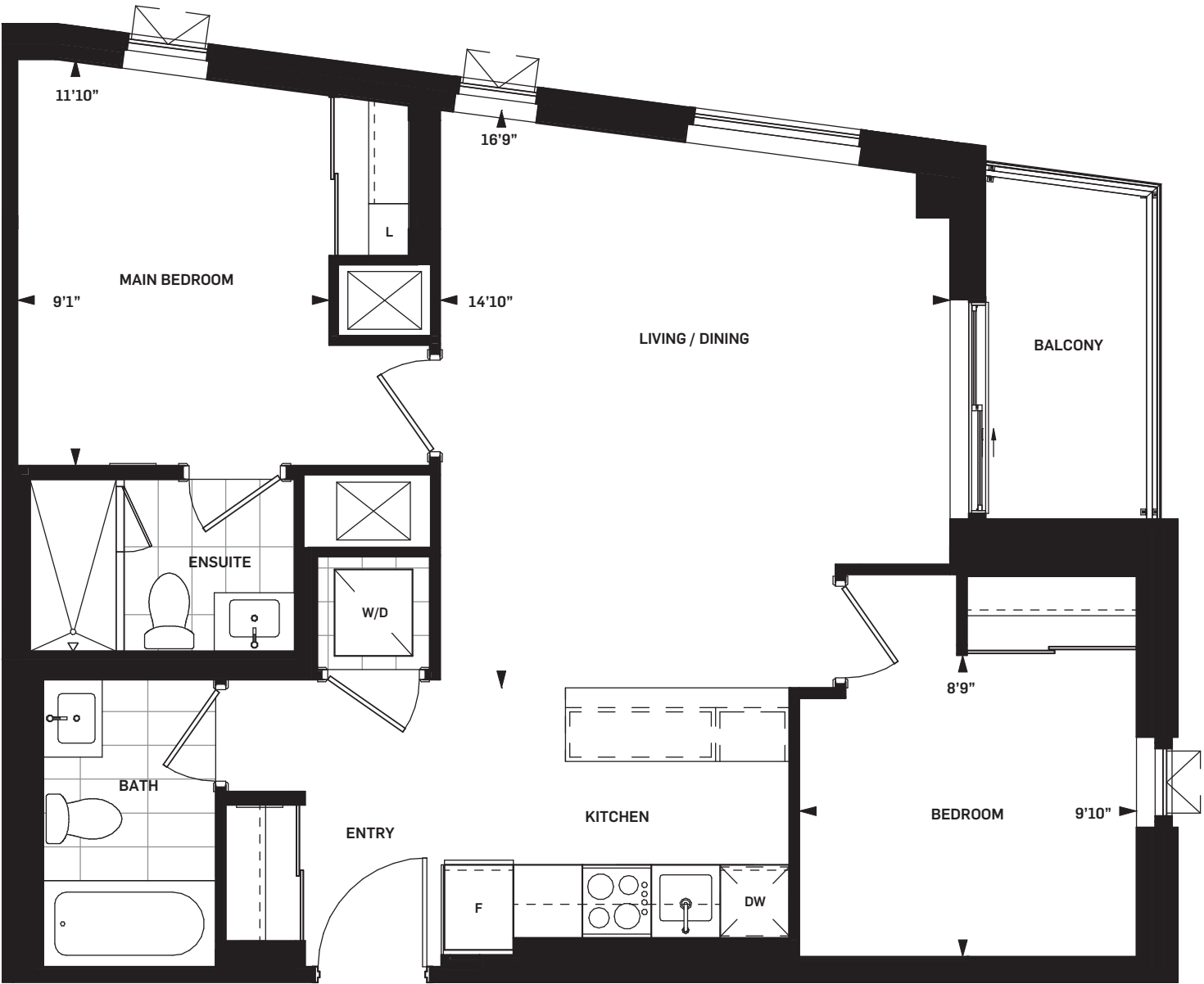
<b>SUITE AREA</b>	822 sq.ft.
<b>OUTDOOR AREA</b>	45 sq.ft.
<b>TOTAL AREA</b>	867 sq.ft.

WHOLE LIFE  
CARBON IMPACT

**91**

tonnes CO<sub>2</sub>

**Daniels**  
love where you live™



Level 05



Drawings are not to scale. All areas and stated room dimensions are approximate. Note: Actual usable floor space may vary from the stated floor area. Floor area is measured in accordance with the HCRA directive on floor area calculations. Size and location of windows may vary. The purchaser acknowledges that the actual unit purchased may be a reversed mirror layout of the plan shown. Outdoor area will vary depending on unit location within the building. Illustration is artist's concept. E. & O. E. Please speak with a Sales Representative for details.



DANIELS ON  
**PARLIAMENT**  
[SOUTH TOWER]

**EMPIRE**  
2B-JJ | 2 BEDROOM

<b>SUITE AREA</b>	825 sq.ft.
<b>OUTDOOR AREA</b>	45 sq.ft.
<b>TOTAL AREA</b>	870 sq.ft.

WHOLE LIFE  
CARBON IMPACT

**92**

tonnes CO<sub>2</sub>

**Daniels**  
love where you live™



Level 06



Level 05



Drawings are not to scale. All areas and stated room dimensions are approximate. Note: Actual usable floor space may vary from the stated floor area. Floor area is measured in accordance with the HCRA directive on floor area calculations. Size and location of windows may vary. The purchaser acknowledges that the actual unit purchased may be a reversed mirror layout of the plan shown. Outdoor area will vary depending on unit location within the building. Illustration is artist's concept. E. & O. E. Please speak with a Sales Representative for details.



DANIELS ON  
**PARLIAMENT**  
[SOUTH TOWER]

**BOOTH**

2B-KK (BF) | 2 BEDROOM

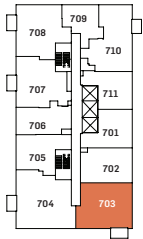
SUITE AREA	826 sq.ft.
OUTDOOR AREA	52 sq.ft.
TOTAL AREA	878 sq.ft.

WHOLE LIFE  
CARBON IMPACT

**92**

tonnes CO<sub>2</sub>

**Daniels**  
love where you live™



Level 07



Drawings are not to scale. All areas and stated room dimensions are approximate. Note: Actual usable floor space may vary from the stated floor area. Floor area is measured in accordance with the HCRA directive on floor area calculations. Size and location of windows may vary. The purchaser acknowledges that the actual unit purchased may be a reversed mirror layout of the plan shown. Outdoor area will vary depending on unit location within the building. Illustration is artist's concept. E. & O. E. Please speak with a Sales Representative for details.



DANIELS ON  
**PARLIAMENT**  
[SOUTH TOWER]

**MORSE**  
2B-MM (BF) | 2 BEDROOM

**SUITE AREA** 836 sq.ft.  
**OUTDOOR AREA** 41 sq.ft.  
**TOTAL AREA** 877 sq.ft.

WHOLE LIFE  
CARBON IMPACT

**93**

tonnes CO<sub>2</sub>

**Daniels**  
love where you live™



Level 08

Level 07



Level 04



Drawings are not to scale. All areas and stated room dimensions are approximate. Note: Actual usable floor space may vary from the stated floor area. Floor area is measured in accordance with the HCRA directive on floor area calculations. Size and location of windows may vary. The purchaser acknowledges that the actual unit purchased may be a reversed mirror layout of the plan shown. Outdoor area will vary depending on unit location within the building. Illustration is artist's concept. E. & O. E. Please speak with a Sales Representative for details.



DANIELS ON  
PARLIAMENT  
SOUTH TOWER

CARLAW

2B-NN | 2 BEDROOM

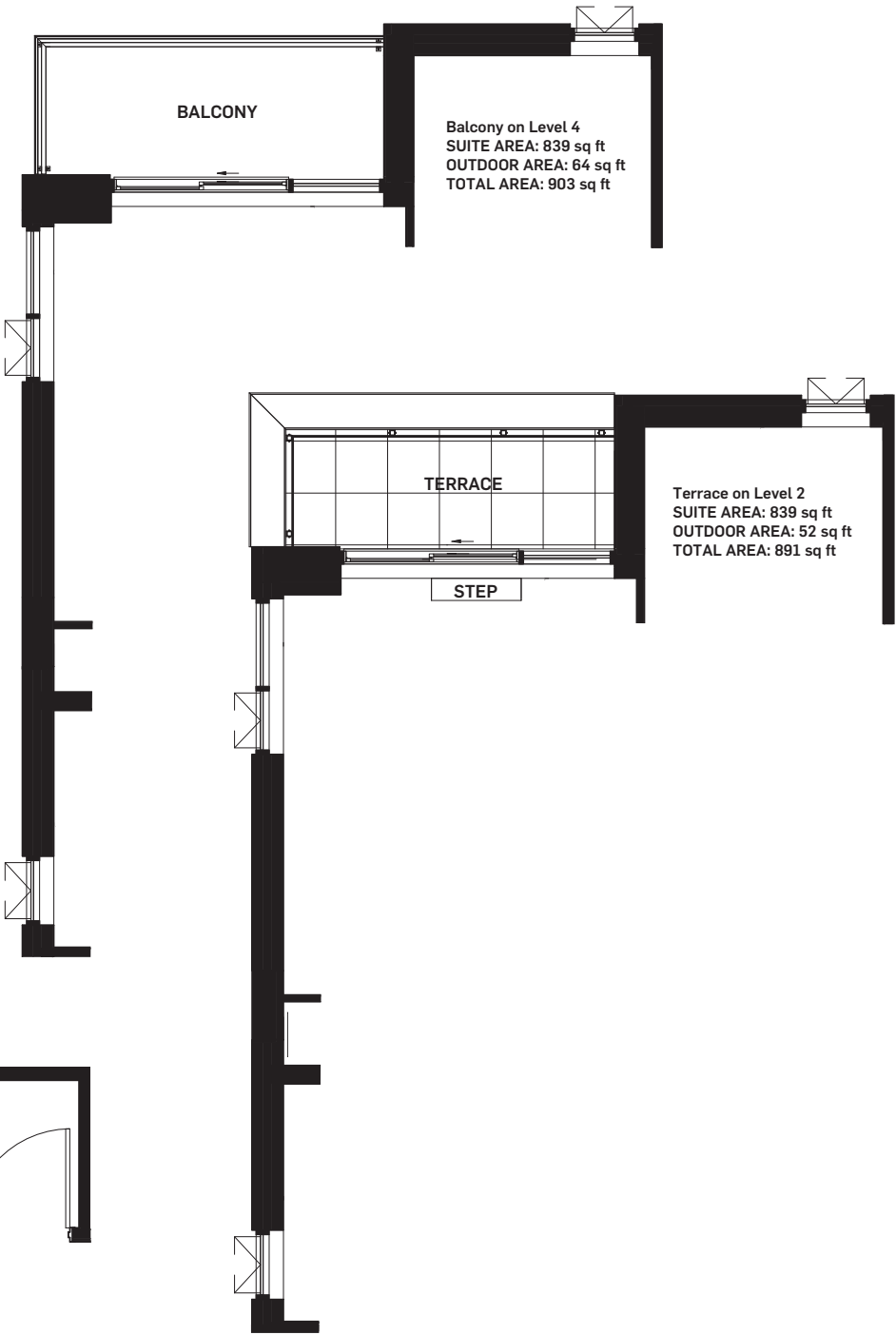
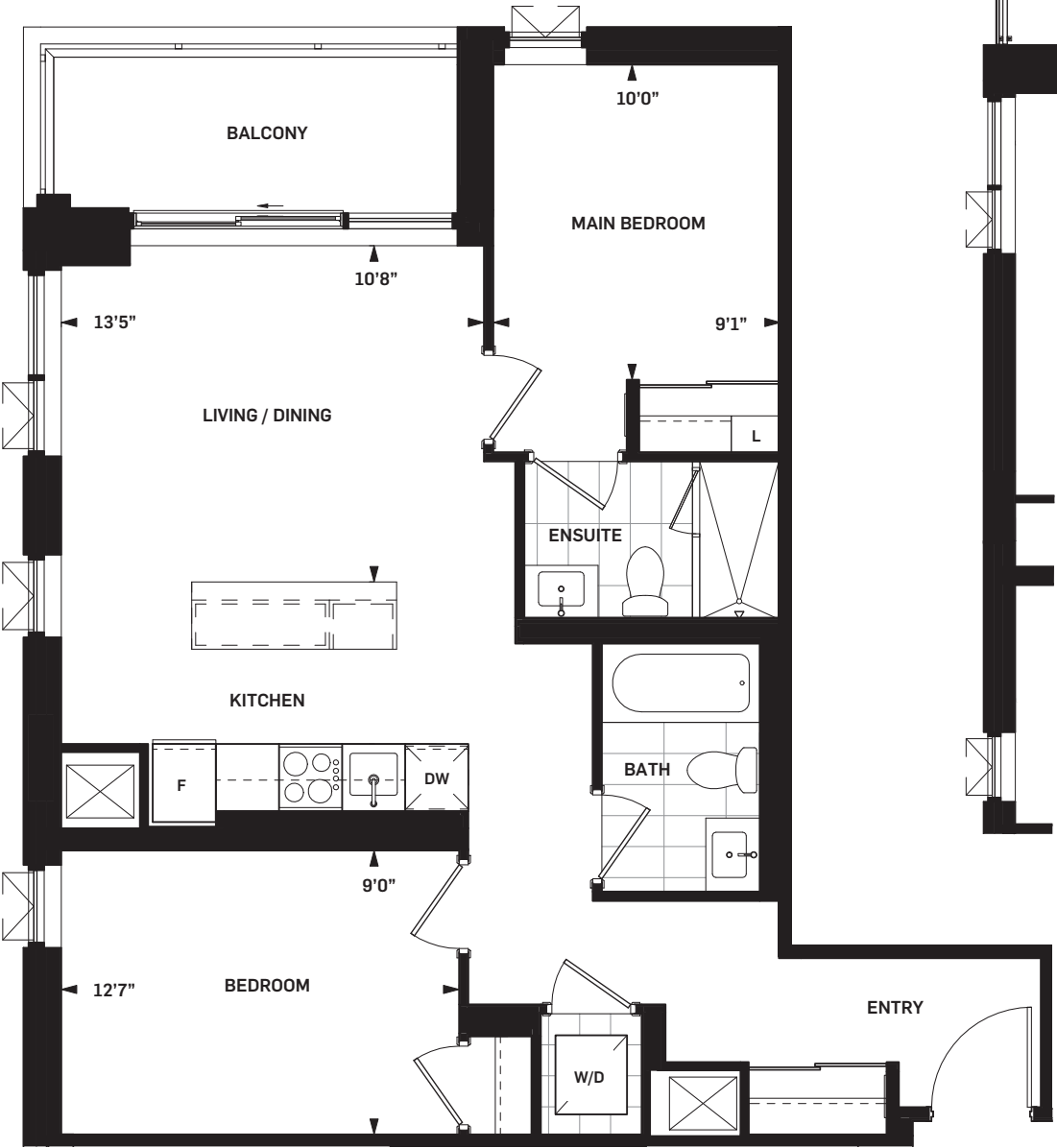
SUITE AREA 839 sq.ft.  
OUTDOOR AREA 63 sq.ft.  
TOTAL AREA 902 sq.ft.

WHOLE LIFE  
CARBON IMPACT

93

tonnes CO<sub>2</sub>

Daniels  
love where you live™



Level 05



Level 04



Level 03



Level 02



Drawings are not to scale. All areas and stated room dimensions are approximate. Note: Actual usable floor space may vary from the stated floor area. Floor area is measured in accordance with the HCRA directive on floor area calculations. Size and location of windows may vary. The purchaser acknowledges that the actual unit purchased may be a reversed mirror layout of the plan shown. Outdoor area will vary depending on unit location within the building. Illustration is artist's concept. E. & O. E. Please speak with a Sales Representative for details.





DANIELS ON  
**PARLIAMENT**  
[SOUTH TOWER]

**NATALIE**

2B-QQ (BF) | 2 BEDROOM

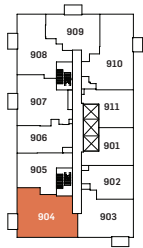
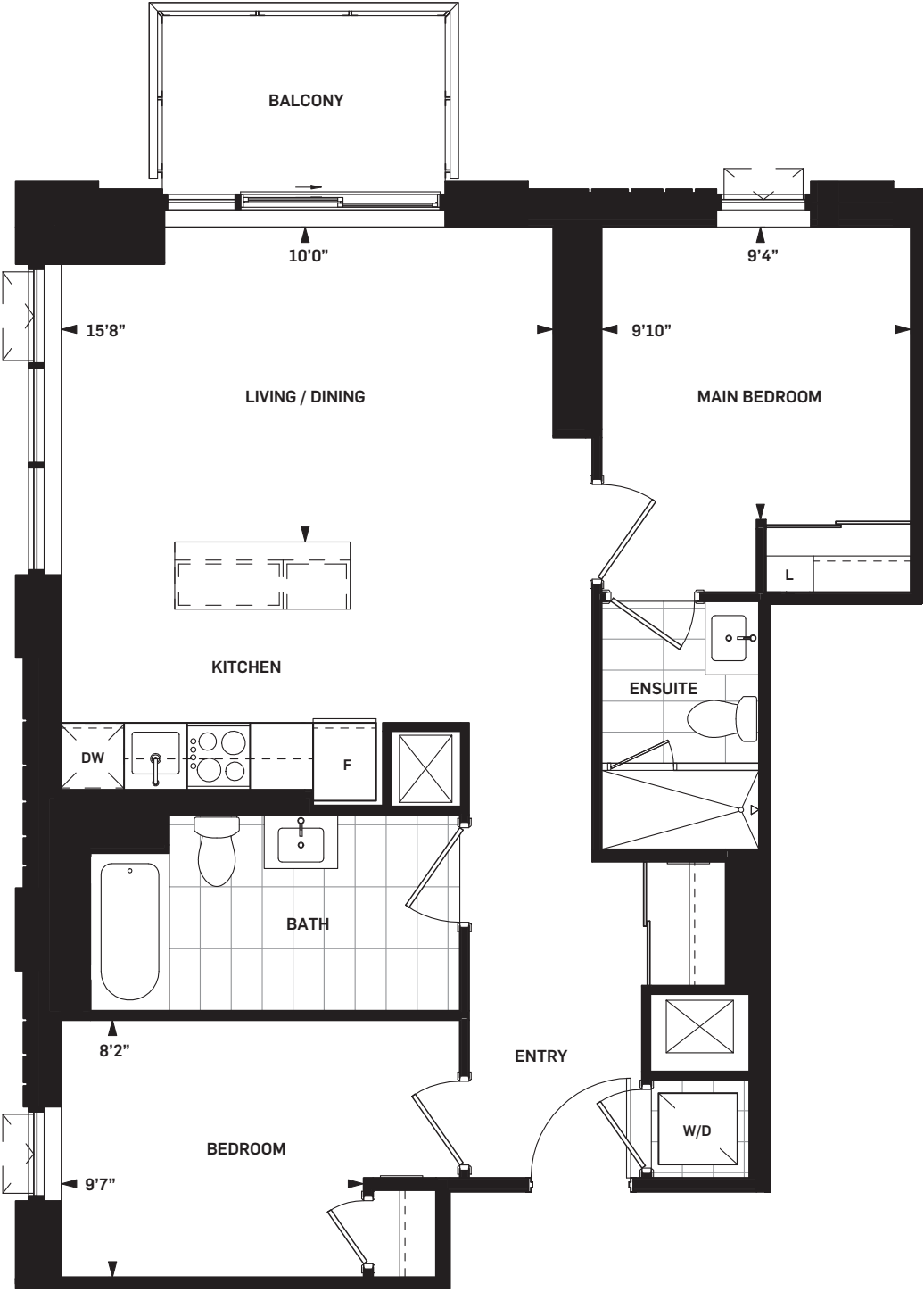
<b>SUITE AREA</b>	881 sq.ft.
<b>OUTDOOR AREA</b>	51 sq.ft.
<b>TOTAL AREA</b>	932 sq.ft.

WHOLE LIFE  
CARBON IMPACT

**98**

tonnes CO<sub>2</sub>

**Daniels**  
love where you live™



Level 09-11,  
13-15, 17-24



Drawings are not to scale. All areas and stated room dimensions are approximate. Note: Actual usable floor space may vary from the stated floor area. Floor area is measured in accordance with the HCRA directive on floor area calculations. Size and location of windows may vary. The purchaser acknowledges that the actual unit purchased may be a reversed mirror layout of the plan shown. Outdoor area will vary depending on unit location within the building. Illustration is artist's concept. E. & O. E. Please speak with a Sales Representative for details.



DANIELS ON  
**PARLIAMENT**  
[SOUTH TOWER]

**DICKENS**

2B-SS (BF) | 2 BEDROOM

SUITE AREA	914 sq.ft.
OUTDOOR AREA	44 sq.ft.
TOTAL AREA	958 sq.ft.

WHOLE LIFE  
CARBON IMPACT

**101**

tonnes CO<sub>2</sub>

**Daniels**  
love where you live™



Level 05



Drawings are not to scale. All areas and stated room dimensions are approximate. Note: Actual usable floor space may vary from the stated floor area. Floor area is measured in accordance with the HCRA directive on floor area calculations. Size and location of windows may vary. The purchaser acknowledges that the actual unit purchased may be a reversed mirror layout of the plan shown. Outdoor area will vary depending on unit location within the building. Illustration is artist's concept. E. & O. E. Please speak with a Sales Representative for details.



DANIELS ON  
**PARLIAMENT**  
[SOUTH TOWER]

**FENWICK**

2B-TT (BF) | 2 BEDROOM

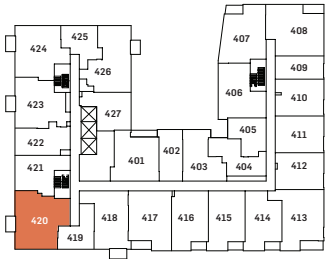
SUITE AREA	923 sq.ft.
OUTDOOR AREA	44 sq.ft.
TOTAL AREA	967 sq.ft.

WHOLE LIFE  
CARBON IMPACT

**102**

tonnes CO<sub>2</sub>

**Daniels**  
love where you live™



Level 04



Drawings are not to scale. All areas and stated room dimensions are approximate. Note: Actual usable floor space may vary from the stated floor area. Floor area is measured in accordance with the HCRA directive on floor area calculations. Size and location of windows may vary. The purchaser acknowledges that the actual unit purchased may be a reversed mirror layout of the plan shown. Outdoor area will vary depending on unit location within the building. Illustration is artist's concept. E. & O. E. Please speak with a Sales Representative for details.



DANIELS ON  
**PARLIAMENT**  
[ SOUTH TOWER ]

**HOWARD**  
2BD-A | 2 BEDROOM + DEN

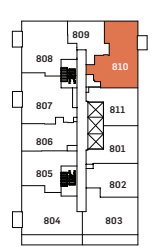
**SUITE AREA** 870 sq.ft.  
**OUTDOOR AREA** 36 sq.ft.  
**TOTAL AREA** 906 sq.ft.

WHOLE LIFE  
CARBON IMPACT

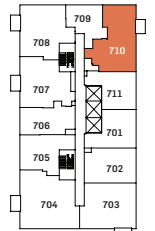
**97**

tonnes CO<sub>2</sub>

**Daniels**  
love where you live™



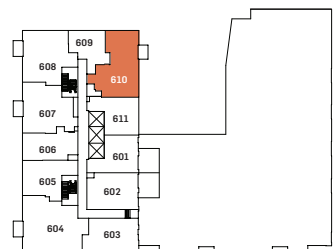
Level 08



Level 07



Level 05



Level 06



Level 04



Level 03



Drawings are not to scale. All areas and stated room dimensions are approximate. Note: Actual usable floor space may vary from the stated floor area. Floor area is measured in accordance with the HCRA directive on floor area calculations. Size and location of windows may vary. The purchaser acknowledges that the actual unit purchased may be a reversed mirror layout of the plan shown. Outdoor area will vary depending on unit location within the building. Illustration is artist's concept. E. & O. E. Please speak with a Sales Representative for details.



DANIELS ON  
**PARLIAMENT**  
[SOUTH TOWER]

**ROSE**

3B-A | 3 BEDROOM

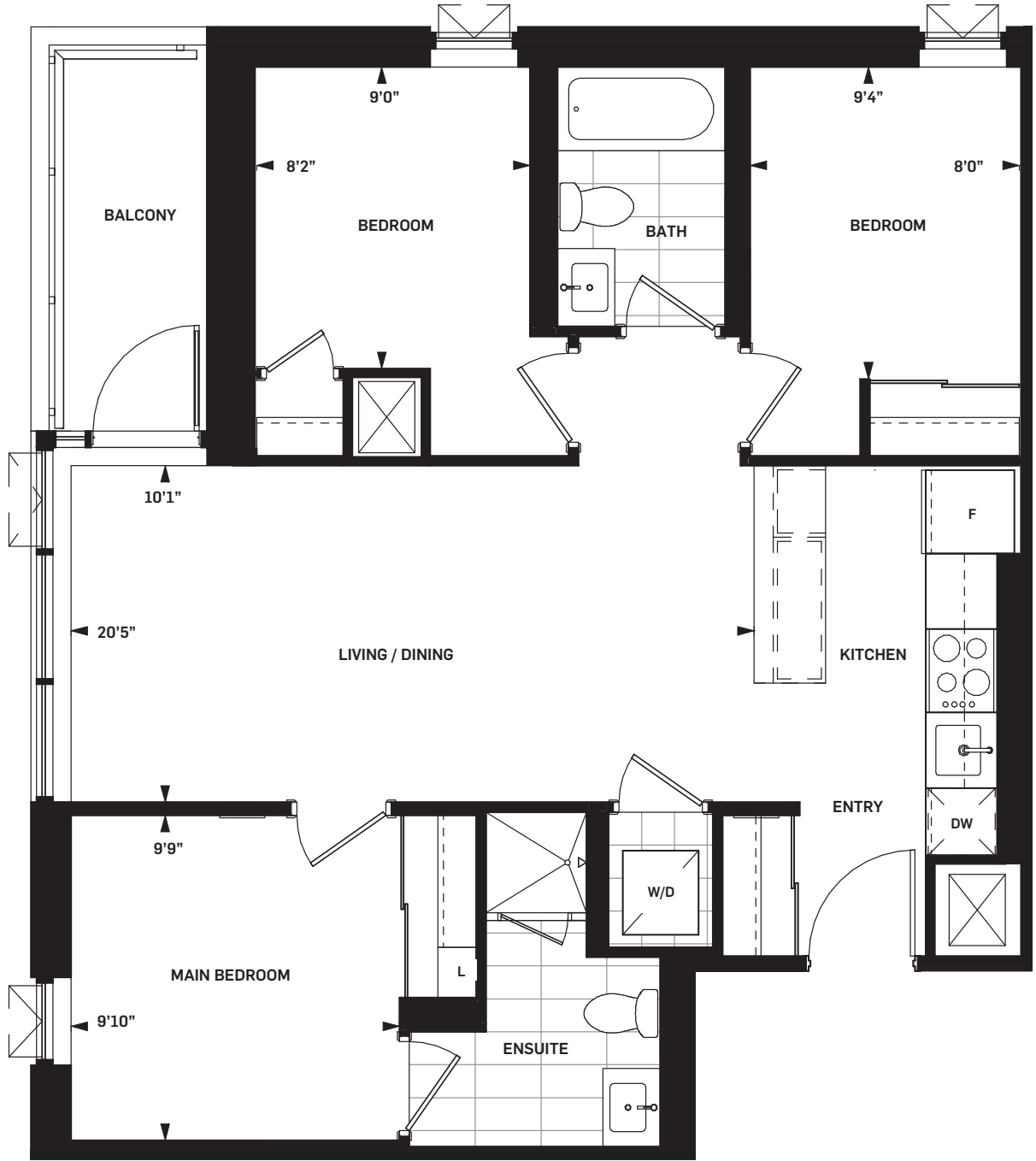
SUITE AREA	893 sq.ft.
OUTDOOR AREA	48 sq.ft.
TOTAL AREA	941 sq.ft.

WHOLE LIFE  
CARBON IMPACT

**99**

tonnes CO<sub>2</sub>

**Daniels**  
love where you live™



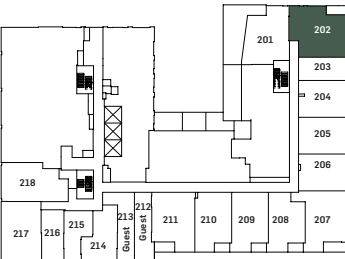
Level 05



Level 04



Level 03



Level 02



Drawings are not to scale. All areas and stated room dimensions are approximate. Note: Actual usable floor space may vary from the stated floor area. Floor area is measured in accordance with the HCRA directive on floor area calculations. Size and location of windows may vary. The purchaser acknowledges that the actual unit purchased may be a reversed mirror layout of the plan shown. Outdoor area will vary depending on unit location within the building. Illustration is artist's concept. E. & O. E. Please speak with a Sales Representative for details.





DANIELS ON  
**PARLIAMENT**  
[SOUTH TOWER]

**CHARLES**  
TH-E | 2-STOREY WALKOUT

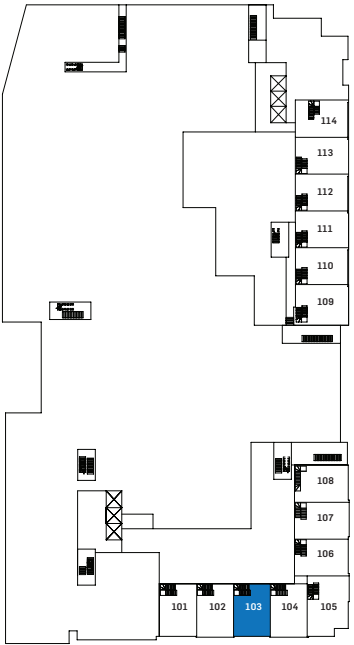
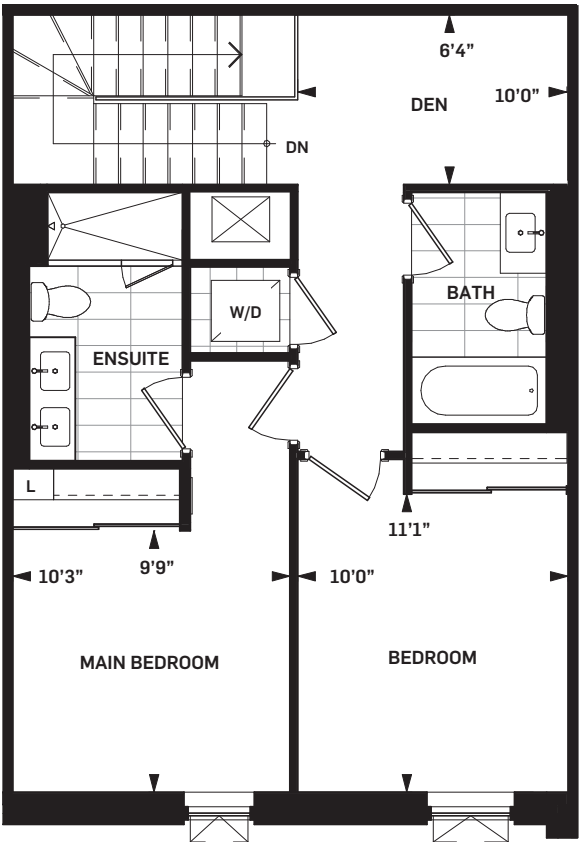
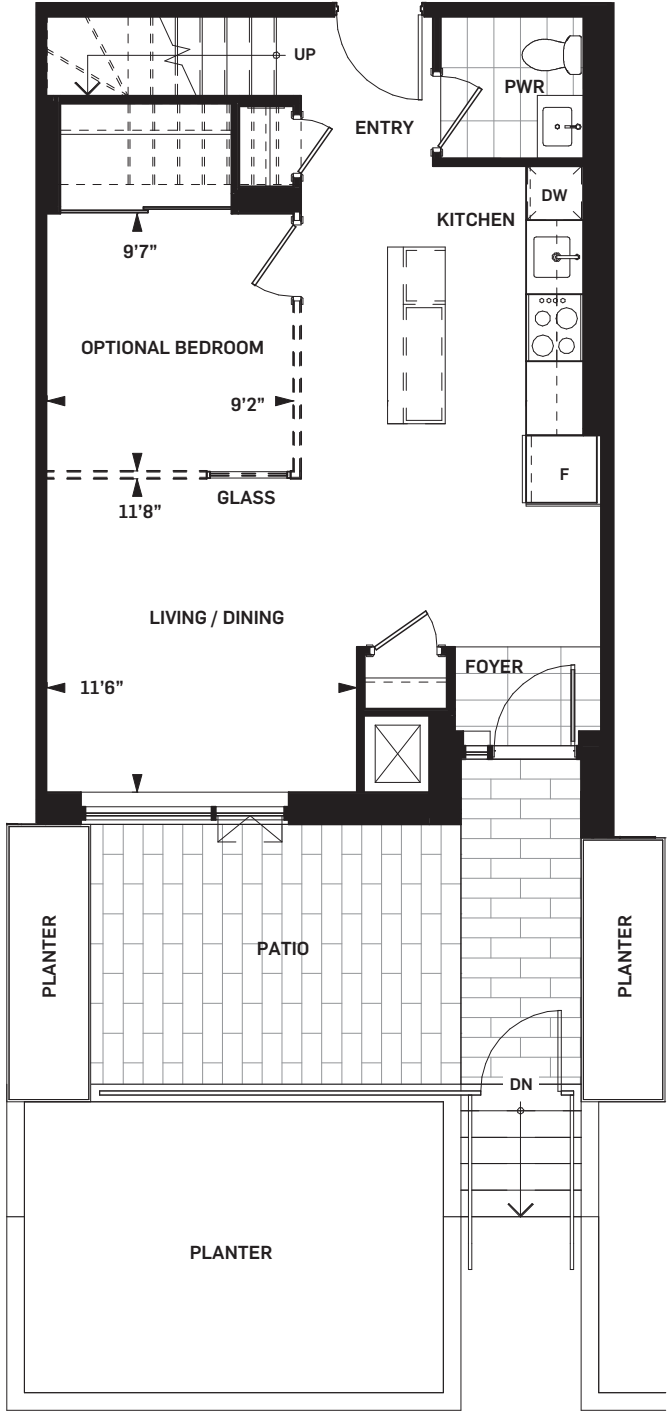
SUITE AREA	1310 sq.ft.
OUTDOOR AREA	232 sq.ft.
TOTAL AREA	1542 sq.ft.

WHOLE LIFE  
CARBON IMPACT

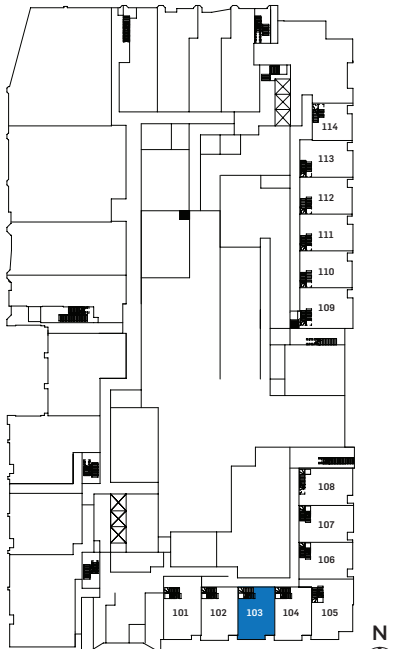
**145**

tonnes CO<sub>2</sub>

**Daniels**  
love where you live™



Level Mezzanine



Level 01

Drawings are not to scale. All areas and stated room dimensions are approximate. Note: Actual usable floor space may vary from the stated floor area. Floor area is measured in accordance with the HCRA directive on floor area calculations. Size and location of windows may vary. The purchaser acknowledges that the actual unit purchased may be a reversed mirror layout of the plan shown. Outdoor area will vary depending on unit location within the building. Illustration is artist's concept. E. & O. E. Please speak with a Sales Representative for details.



DANIELS ON  
**PARLIAMENT**  
[SOUTH TOWER]

**PARK**  
TH-F | 2-STOREY WALKOUT

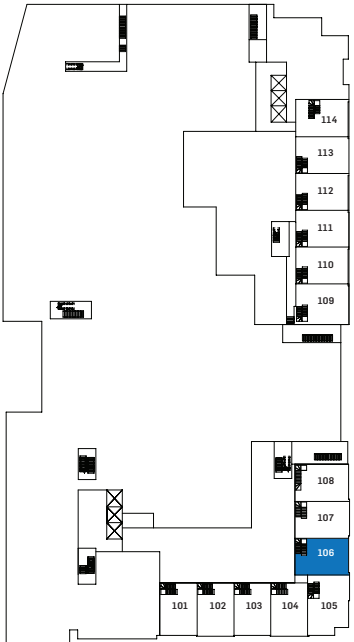
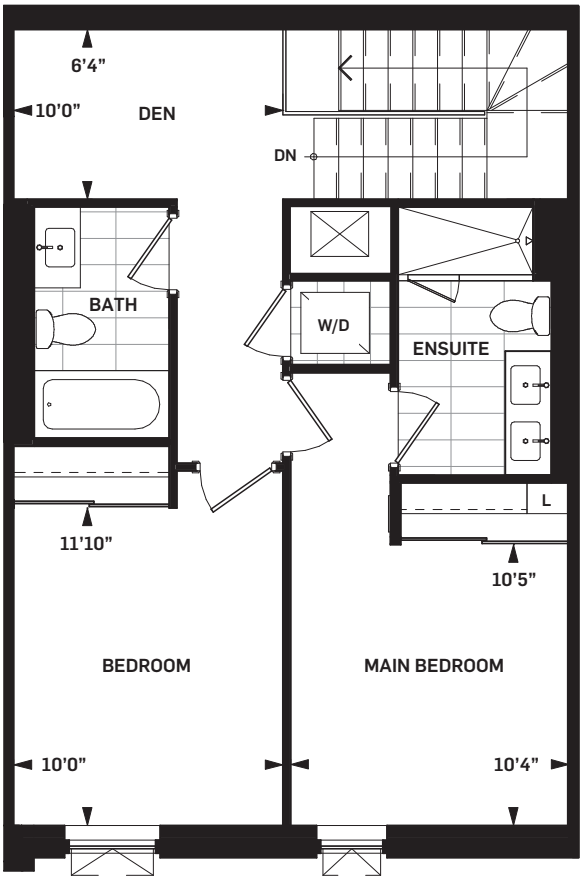
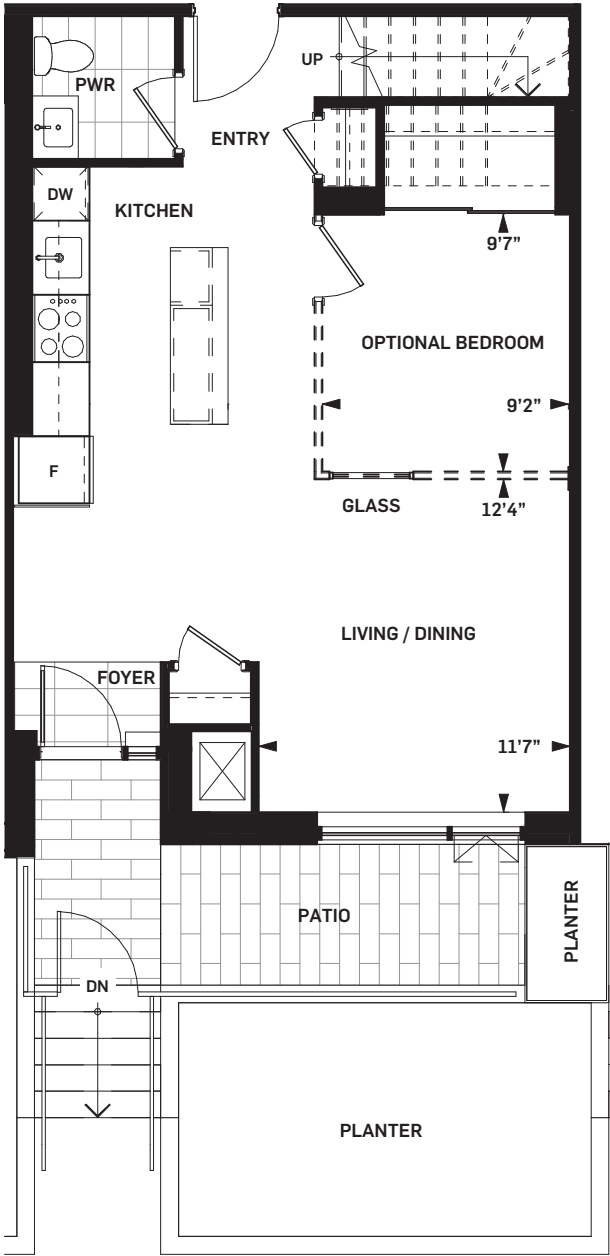
SUITE AREA	1310 sq.ft.
OUTDOOR AREA	141 sq.ft.
TOTAL AREA	1451 sq.ft.

WHOLE LIFE  
CARBON IMPACT

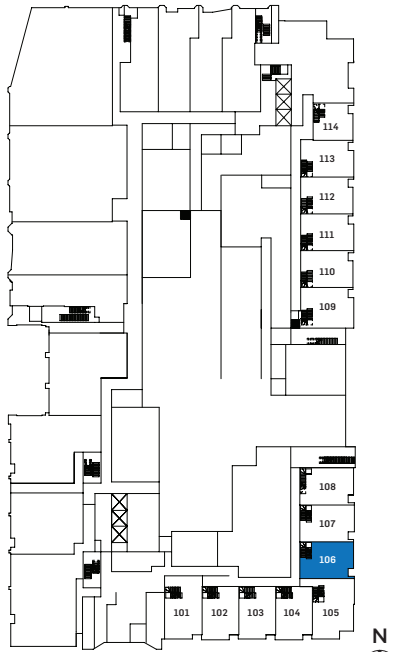
145

tonnes CO<sub>2</sub>

**Daniels**  
love where you live™



Level Mezzanine



Level 01

Drawings are not to scale. All areas and stated room dimensions are approximate. Note: Actual usable floor space may vary from the stated floor area. Floor area is measured in accordance with the HCRA directive on floor area calculations. Size and location of windows may vary. The purchaser acknowledges that the actual unit purchased may be a reversed mirror layout of the plan shown. Outdoor area will vary depending on unit location within the building. Illustration is artist's concept. E. & O. E. Please speak with a Sales Representative for details.



DANIELS ON  
**PARLIAMENT**  
[SOUTH TOWER]

**COLLIER**  
TH-G | 2-STOREY WALKOUT

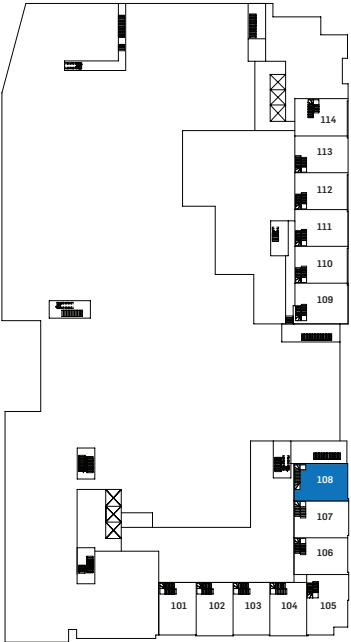
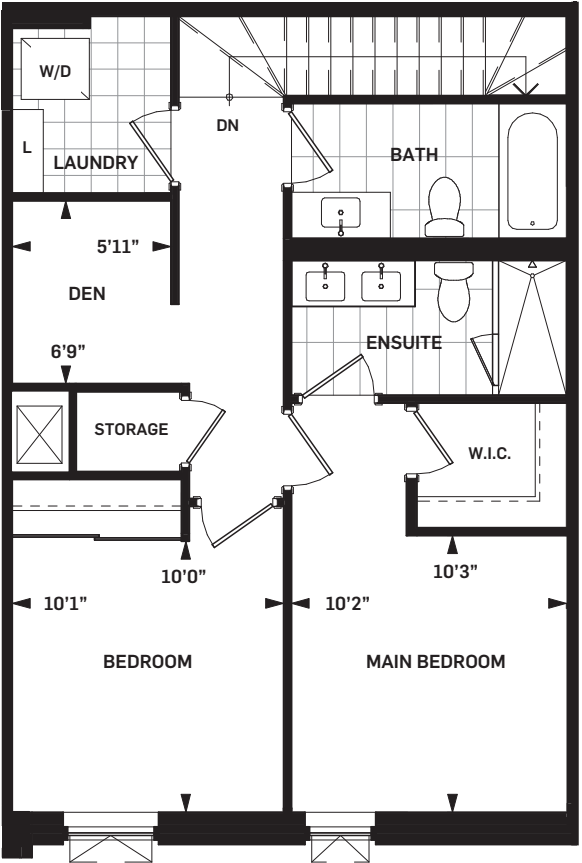
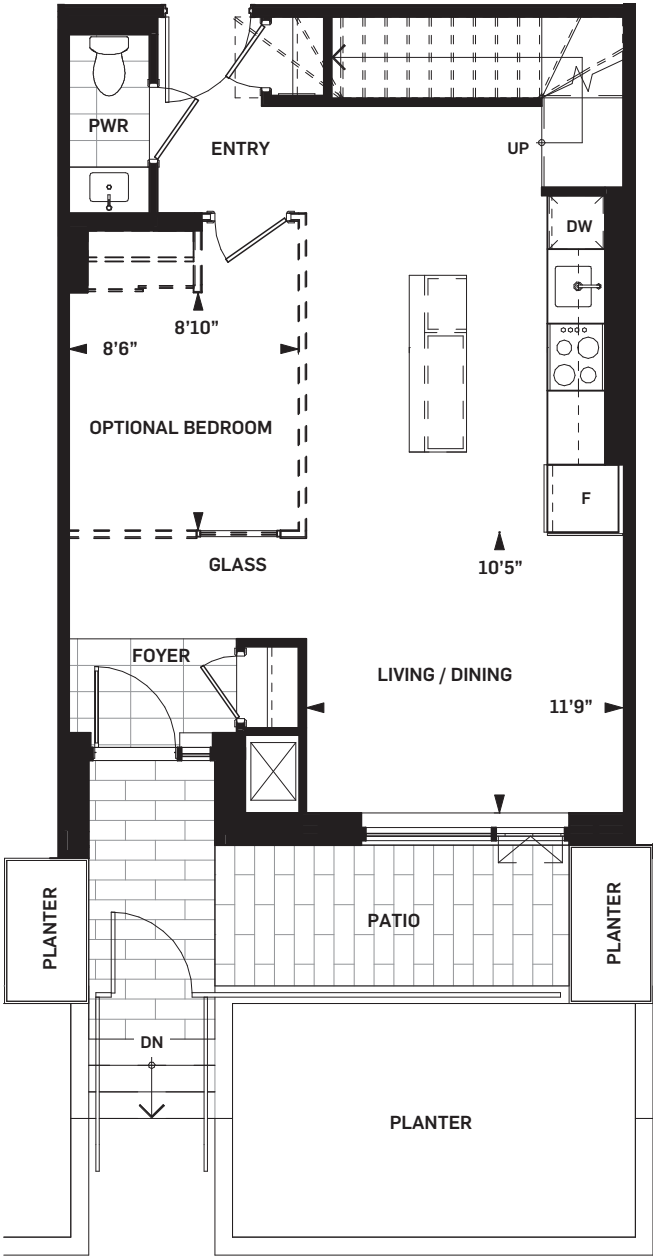
SUITE AREA	1331 sq.ft.
OUTDOOR AREA	138 sq.ft.
TOTAL AREA	1469 sq.ft.

WHOLE LIFE  
CARBON IMPACT

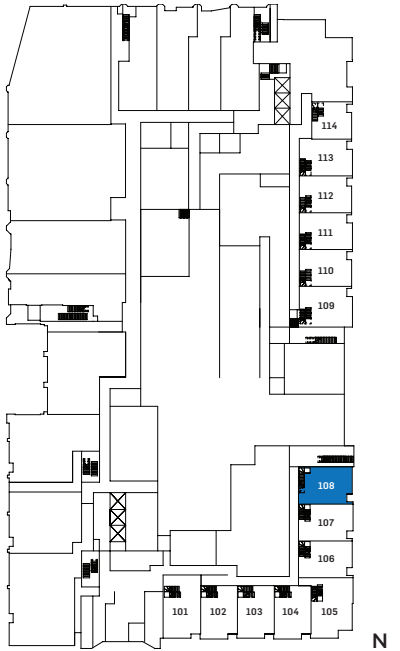
148

tonnes CO<sub>2</sub>

Daniels  
love where you live™



Level Mezzanine



Level 01

Drawings are not to scale. All areas and stated room dimensions are approximate. Note: Actual usable floor space may vary from the stated floor area. Floor area is measured in accordance with the HCRA directive on floor area calculations. Size and location of windows may vary. The purchaser acknowledges that the actual unit purchased may be a reversed mirror layout of the plan shown. Outdoor area will vary depending on unit location within the building. Illustration is artist's concept. E. & O. E. Please speak with a Sales Representative for details.



DANIELS ON  
**PARLIAMENT**  
[SOUTH TOWER]

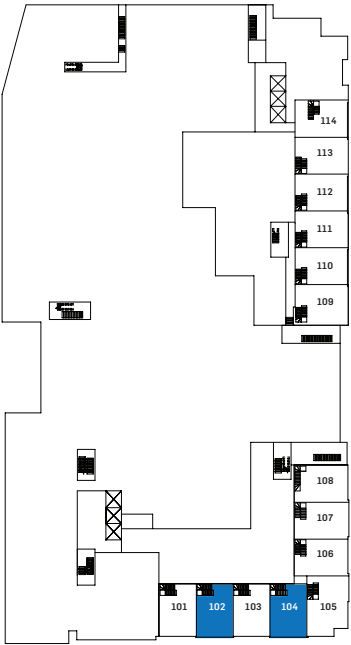
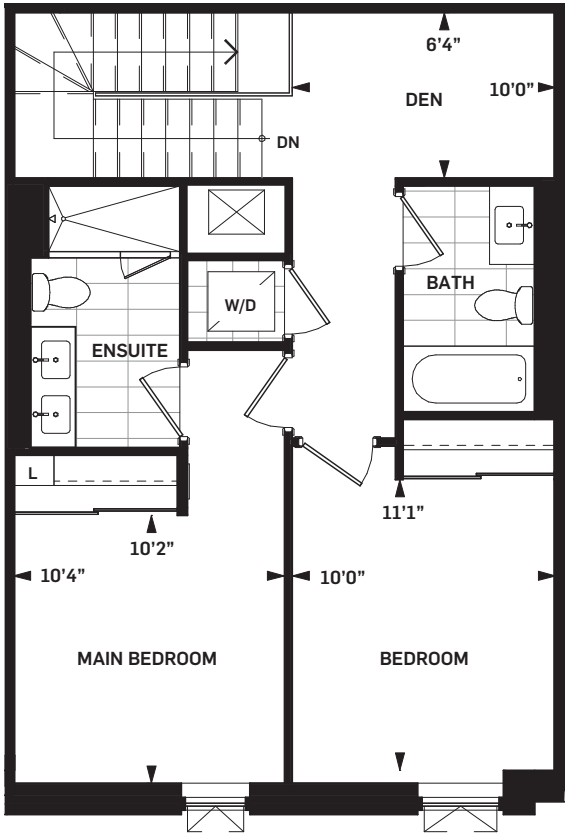
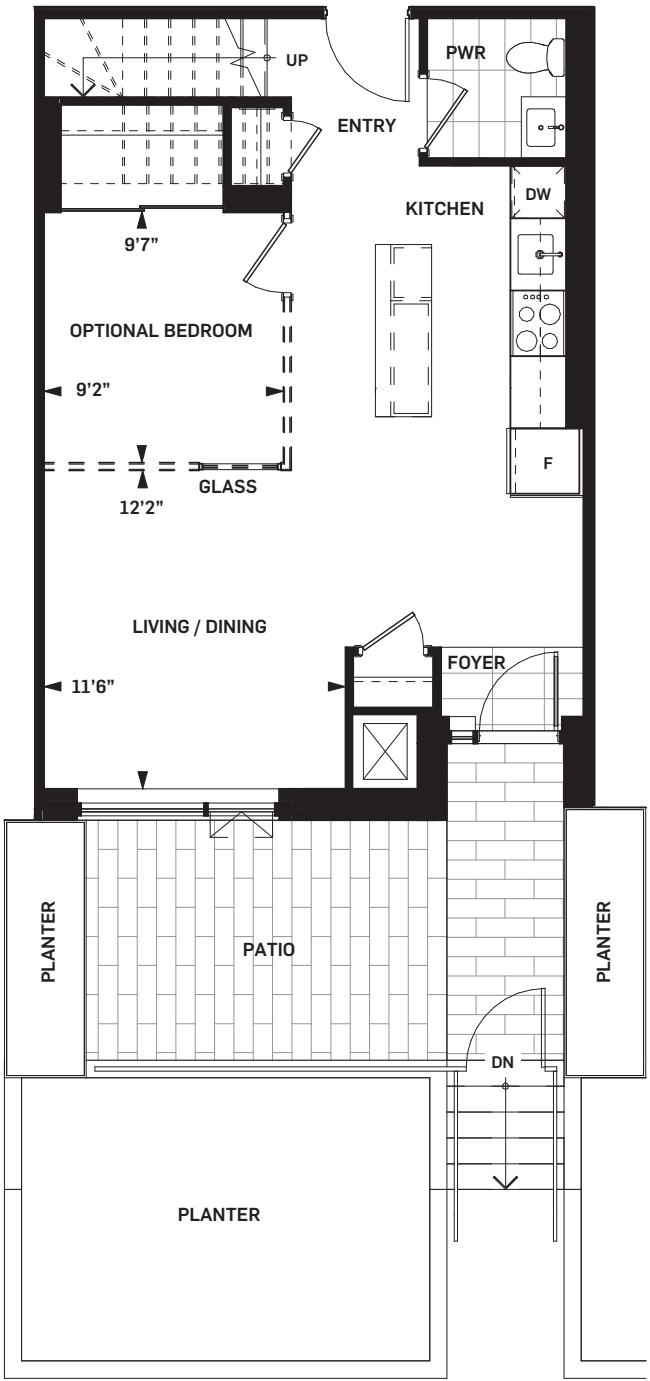
**ROSEDALE**  
TH-H | 2-STOREY WALKOUT

SUITE AREA	1332 sq.ft.
OUTDOOR AREA	216 sq.ft.
TOTAL AREA	1548 sq.ft.

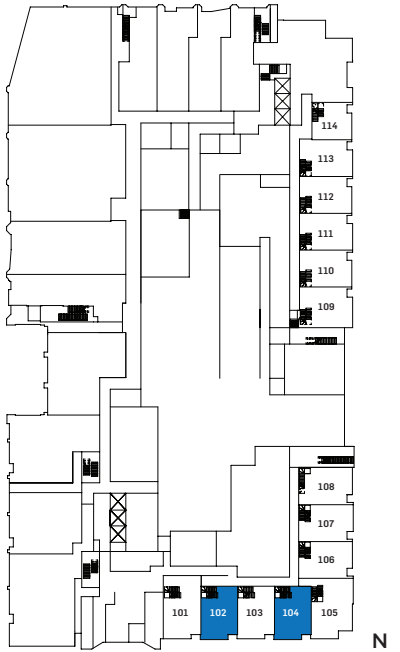
WHOLE LIFE  
CARBON IMPACT

**148**  
tonnes CO<sub>2</sub>

**Daniels**  
love where you live™



Level Mezzanine



Level 01

Drawings are not to scale. All areas and stated room dimensions are approximate. Note: Actual usable floor space may vary from the stated floor area. Floor area is measured in accordance with the HCRA directive on floor area calculations. Size and location of windows may vary. The purchaser acknowledges that the actual unit purchased may be a reversed mirror layout of the plan shown. Outdoor area will vary depending on unit location within the building. Illustration is artist's concept. E. & O. E. Please speak with a Sales Representative for details.





DANIELS ON  
**PARLIAMENT**  
[SOUTH TOWER]

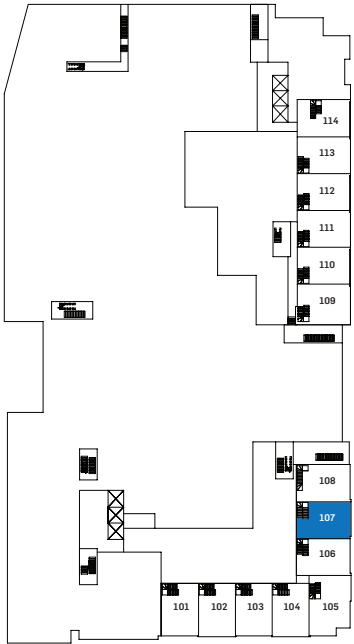
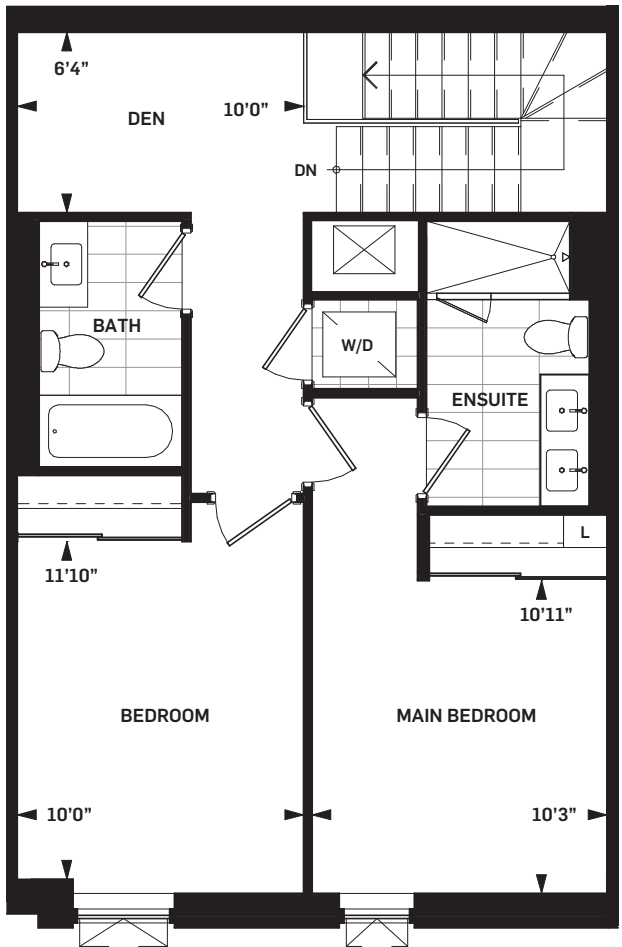
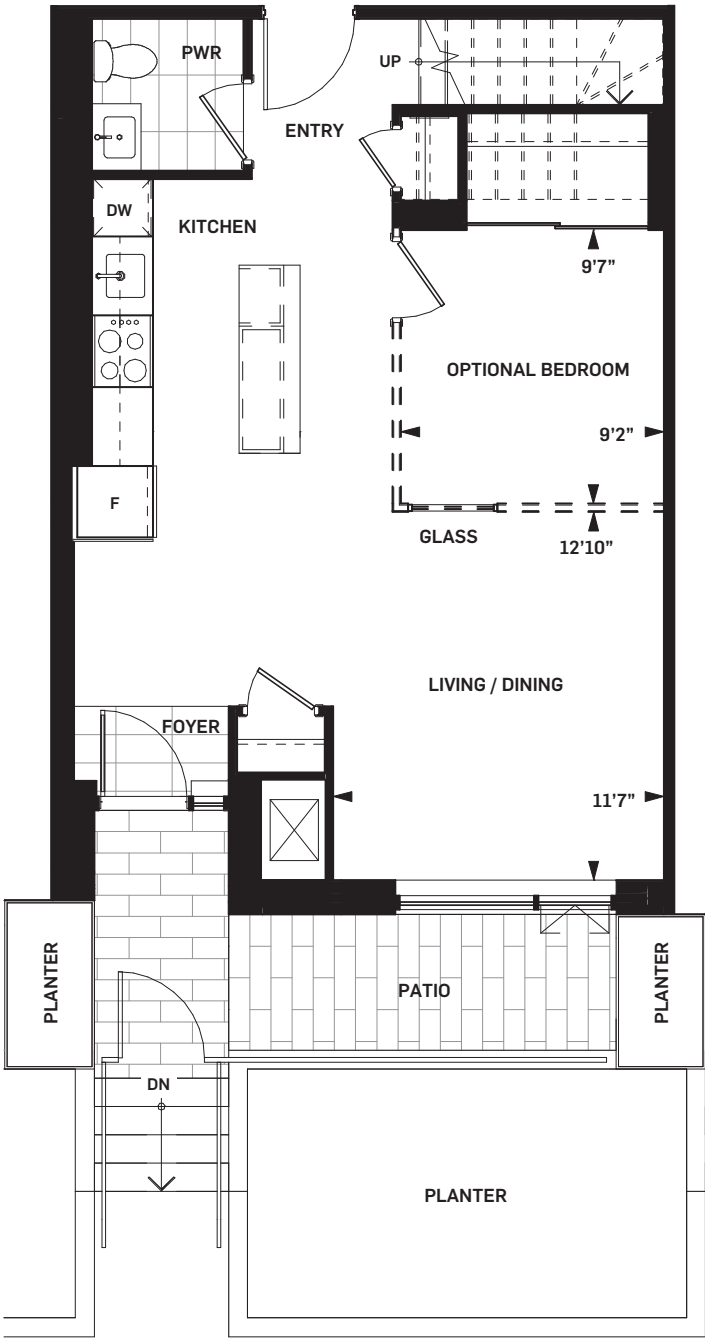
**AYLMER**  
TH-J | 2-STOREY WALKOUT

**SUITE AREA** 1332 sq.ft.  
**OUTDOOR AREA** 132 sq.ft.  
**TOTAL AREA** 1464 sq.ft.

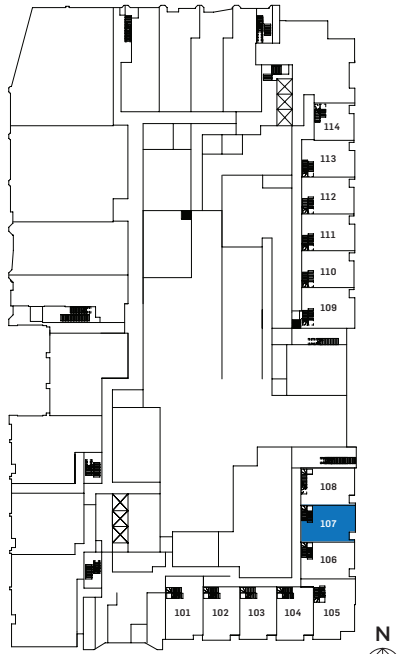
WHOLE LIFE  
CARBON IMPACT

**148**  
tonnes CO<sub>2</sub>

**Daniels**  
love where you live™



Level Mezzanine



Level 01

Drawings are not to scale. All areas and stated room dimensions are approximate. Note: Actual usable floor space may vary from the stated floor area. Floor area is measured in accordance with the HCRA directive on floor area calculations. Size and location of windows may vary. The purchaser acknowledges that the actual unit purchased may be a reversed mirror layout of the plan shown. Outdoor area will vary depending on unit location within the building. Illustration is artist's concept. E. & O. E. Please speak with a Sales Representative for details.





DANIELS ON  
**PARLIAMENT**  
[SOUTH TOWER]

**SEVERN**  
TH-K | 2-STOREY WALKOUT

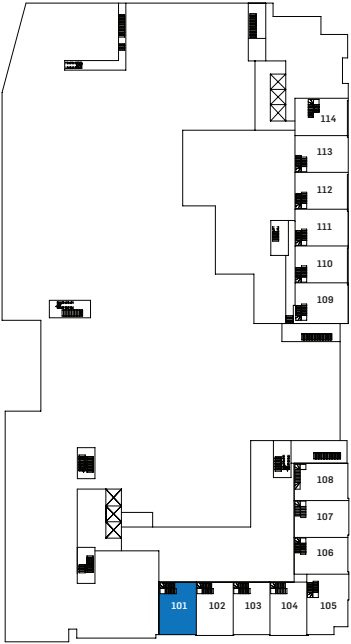
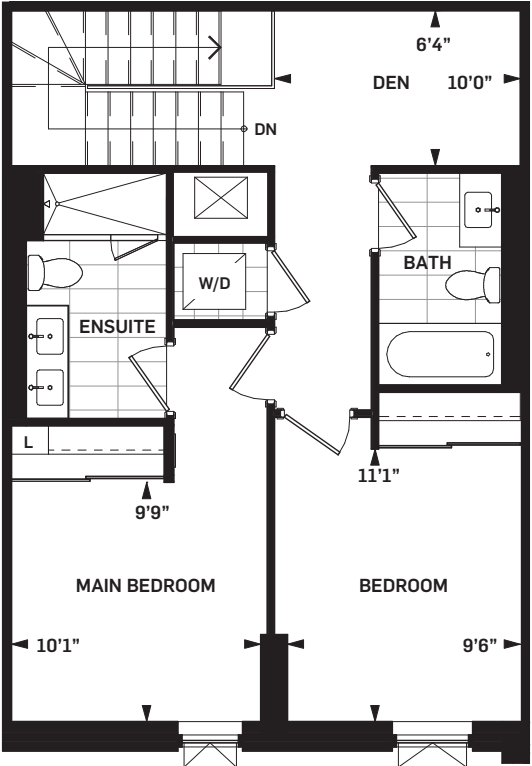
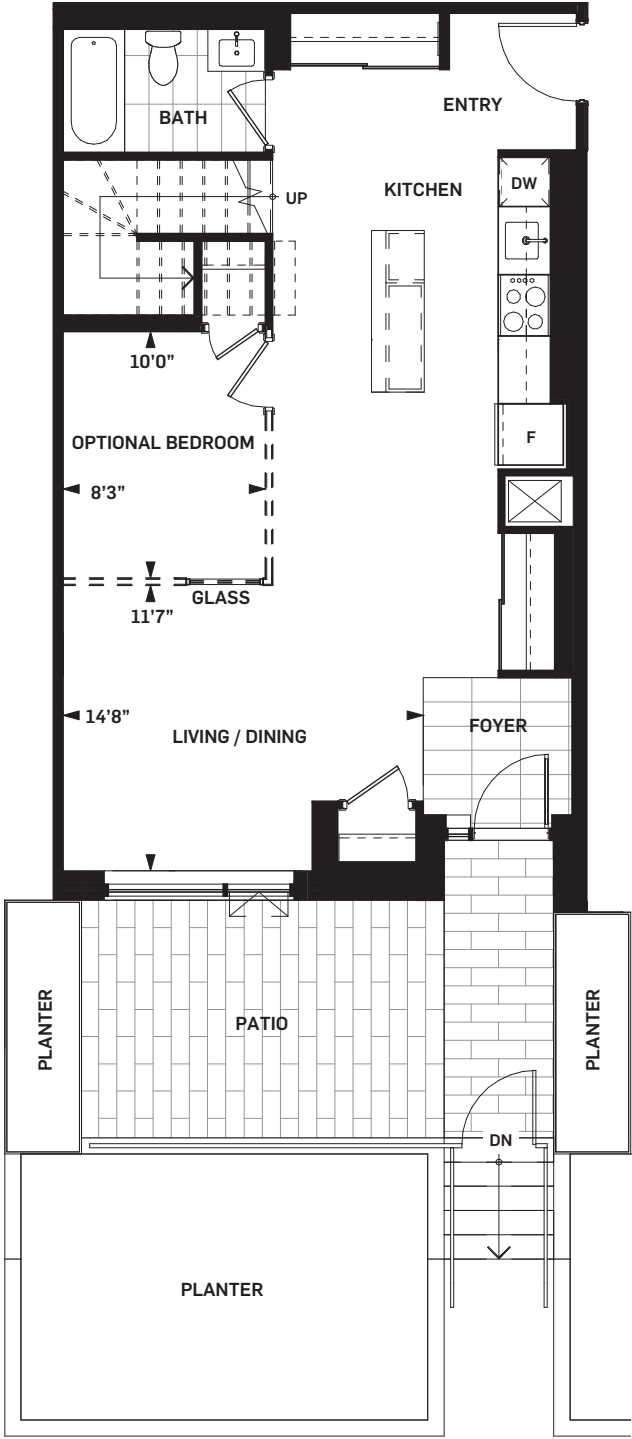
SUITE AREA	1442 sq.ft.
OUTDOOR AREA	250 sq.ft.
TOTAL AREA	1692 sq.ft.

WHOLE LIFE  
CARBON IMPACT

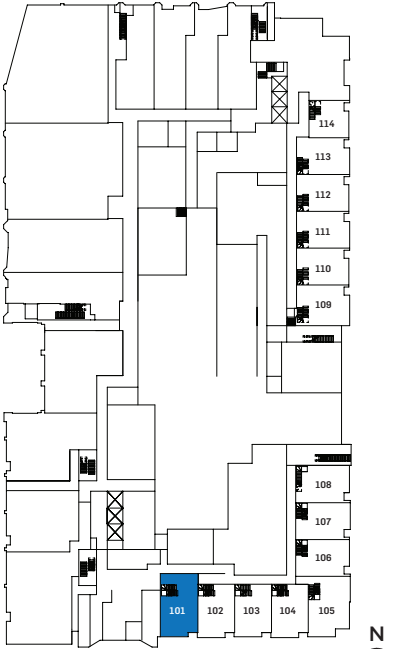
160

tonnes CO<sub>2</sub>

**Daniels**  
love where you live™



Level Mezzanine



Level 01

Drawings are not to scale. All areas and stated room dimensions are approximate. Note: Actual usable floor space may vary from the stated floor area. Floor area is measured in accordance with the HCRA directive on floor area calculations. Size and location of windows may vary. The purchaser acknowledges that the actual unit purchased may be a reversed mirror layout of the plan shown. Outdoor area will vary depending on unit location within the building. Illustration is artist's concept. E. & O. E. Please speak with a Sales Representative for details.



DANIELS ON  
**PARLIAMENT**  
[SOUTH TOWER]

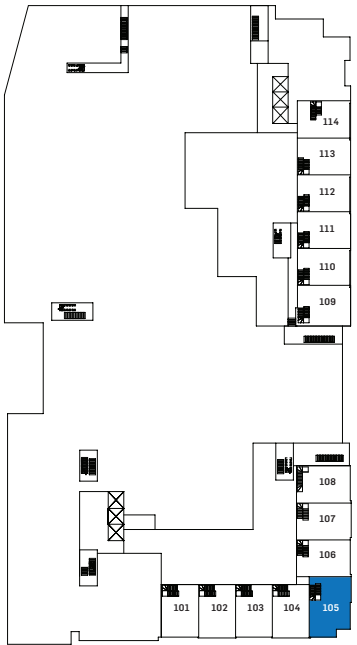
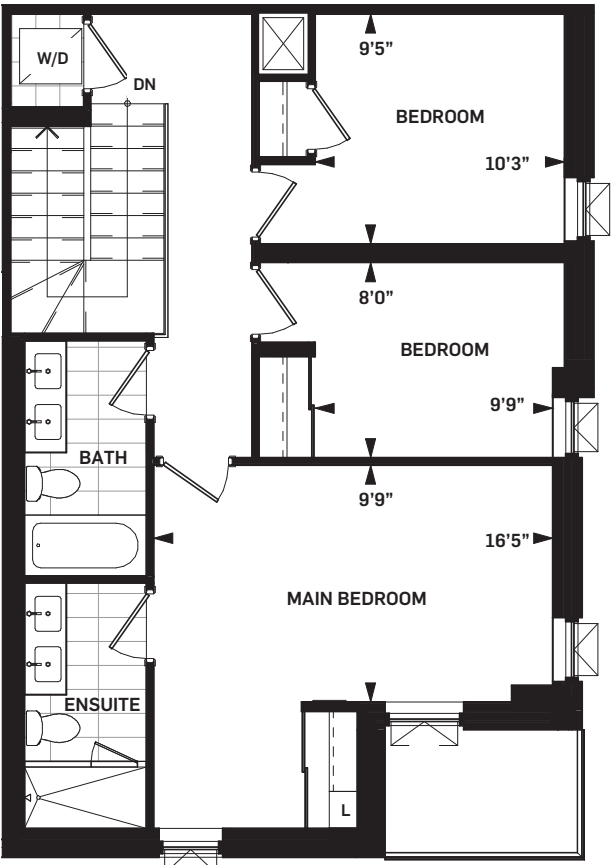
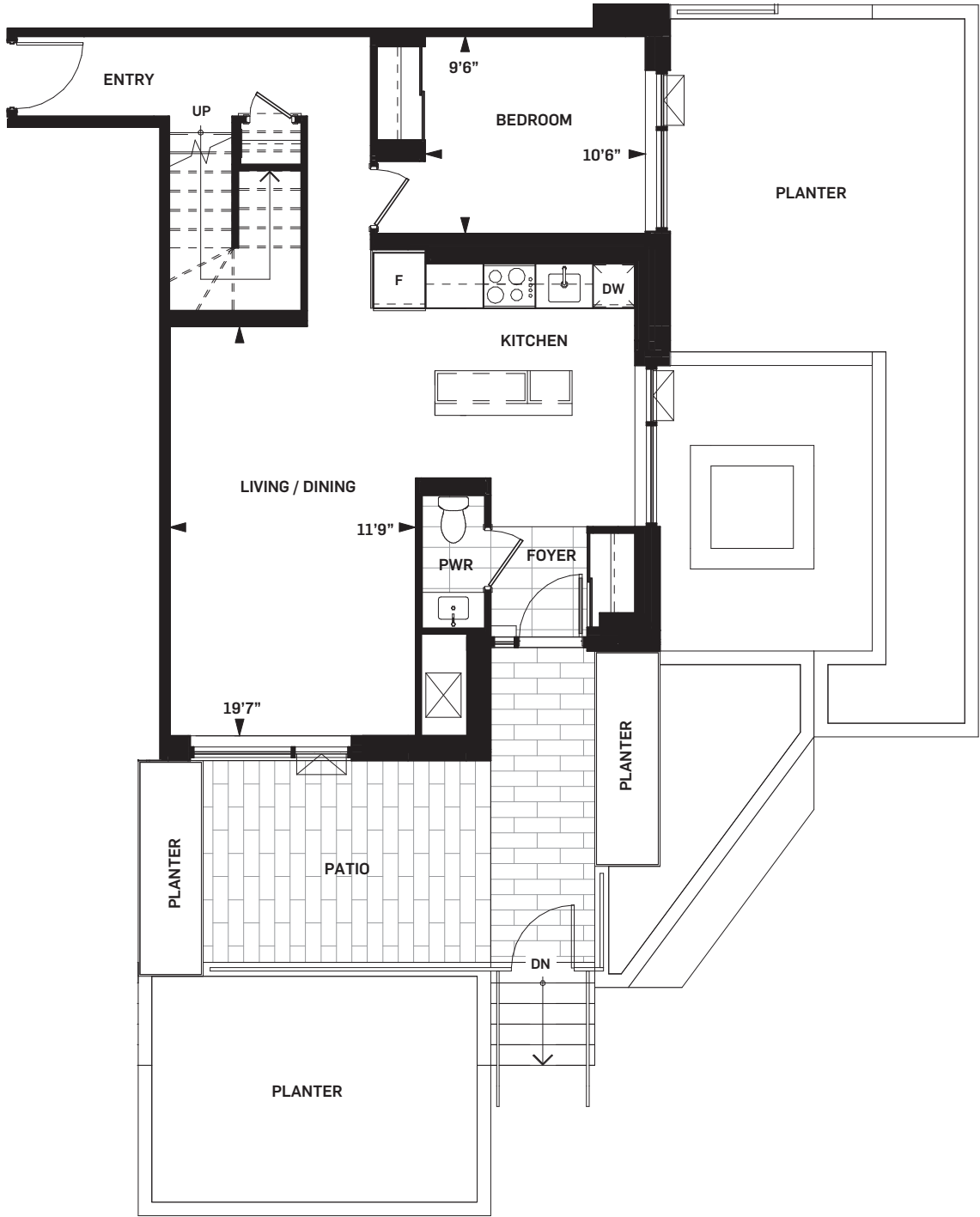
**ANCROFT**  
TH-M | 2-STOREY WALKOUT

SUITE AREA	1640 sq.ft.
OUTDOOR AREA	309 sq.ft.
TOTAL AREA	1949 sq.ft.

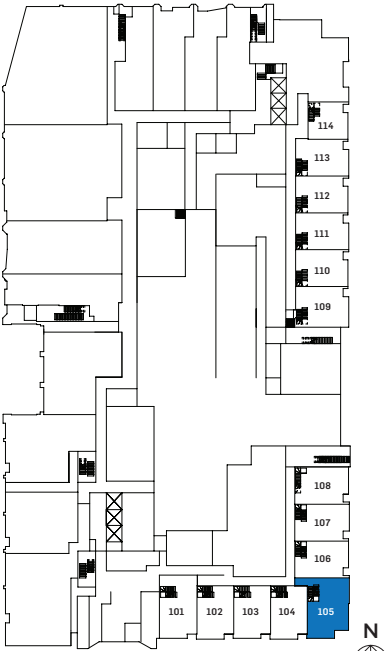
WHOLE LIFE  
CARBON IMPACT

**182**  
tonnes CO<sub>2</sub>

**Daniels**  
love where you live™



Level Mezzanine



Level 01

Drawings are not to scale. All areas and stated room dimensions are approximate. Note: Actual usable floor space may vary from the stated floor area. Floor area is measured in accordance with the HCRA directive on floor area calculations. Size and location of windows may vary. The purchaser acknowledges that the actual unit purchased may be a reversed mirror layout of the plan shown. Outdoor area will vary depending on unit location within the building. Illustration is artist's concept. E. & O. E. Please speak with a Sales Representative for details.